

Title	Arachidonic acid production by the oleaginous fungus <i>Mortierella alpina</i> 1S-4: A review
Author(s)	Kikukawa, Hiroshi; Sakuradani, Eiji; Ando, Akinori; Shimizu, Sakayu; Ogawa, Jun
Citation	Journal of Advanced Research (2018), 11: 15-22
Issue Date	2018-05
URL	<a href="http://hdl.handle.net/2433/231175">http://hdl.handle.net/2433/231175</a>
Right	© 2018 Production and hosting by Elsevier B.V. on behalf of Cairo University. This is an open access article under the CC BY-NC-ND license ( <a href="http://creativecommons.org/licenses/by-nc-nd/4.0/">http://creativecommons.org/licenses/by-nc-nd/4.0/</a> ).
Type	Journal Article
Textversion	publisher



## Review

# Arachidonic acid production by the oleaginous fungus *Mortierella alpina* 1S-4: A review



Hiroshi Kikukawa<sup>a,b</sup>, Eiji Sakuradani<sup>a,c</sup>, Akinori Ando<sup>a</sup>, Sakayu Shimizu<sup>a,d</sup>, Jun Ogawa<sup>a,\*</sup>

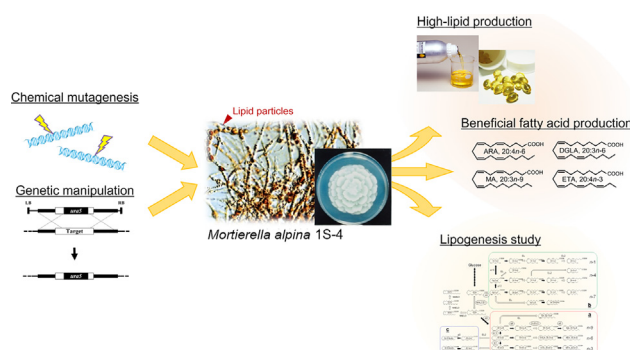
<sup>a</sup> Division of Applied Life Sciences, Graduate School of Agriculture, Kyoto University, Kitashirakawa-oiwakecho, Sakyo-ku, Kyoto 606-8502, Japan

<sup>b</sup> Department of Chemistry and Biomolecular Science, Faculty of Engineering, Gifu University, 1-1 Yanagido, Gifu 501-1193, Japan

<sup>c</sup> Institute of Technology and Science, The University of Tokushima, 2-1 Minami-josanjima, Tokushima 770-8506, Japan

<sup>d</sup> Department of Bioscience and Biotechnology, Faculty of Bioenvironmental Science, Kyoto Gakuen University, 1-1 Nanjo, Sogabe, Kameoka 621-8555, Japan

## GRAPHICAL ABSTRACT



## ARTICLE INFO

## Article history:

Received 18 December 2017

Revised 4 February 2018

Accepted 6 February 2018

Available online 8 February 2018

## Keywords:

Arachidonic acid

*Mortierella alpina*

Molecular breeding

Fatty acid desaturase

## ABSTRACT

The filamentous fungus *Mortierella alpina* 1S-4 is capable of accumulating a large amount of triacylglycerol containing C20 polyunsaturated fatty acids (PUFAs). Indeed, triacylglycerol production by *M. alpina* 1S-4 can reach 20 g/L of culture broth, and the critical cellular signaling and structural PUFA arachidonic acid (ARA) comprises 30%–70% of the total fatty acid. The demonstrated health benefits of functional PUFAs have in turn encouraged the search for rich sources of these compounds, including fungal strains showing enhanced production of specific PUFAs. Screening for mutants and targeted gene manipulation of *M. alpina* 1S-4 have elucidated the functions of various enzymes involved in PUFA biosynthesis and established lines with improved PUFA productivity. In some cases, these strains have been used for industrial-scale production of PUFAs, including ARA. In this review, we described practical ARA production through mutant breeding, functional analyses of genes encoding enzymes involved in PUFA biosynthesis, and recent advances in the production of specific PUFAs through molecular breeding of *M. alpina* 1S-4.

© 2018 Production and hosting by Elsevier B.V. on behalf of Cairo University. This is an open access article under the CC BY-NC-ND license (<http://creativecommons.org/licenses/by-nc-nd/4.0/>).

## Introduction

Fatty acids containing more than one carbon double bond, termed polyunsaturated fatty acids (PUFAs), are critical sources of metabolic energy, major structural components of membrane

Peer review under responsibility of Cairo University.

\* Corresponding author.

E-mail address: [ogawa@kais.kyoto-u.ac.jp](mailto:ogawa@kais.kyoto-u.ac.jp) (J. Ogawa).

<https://doi.org/10.1016/j.jare.2018.02.003>

2090-1232/© 2018 Production and hosting by Elsevier B.V. on behalf of Cairo University.

This is an open access article under the CC BY-NC-ND license (<http://creativecommons.org/licenses/by-nc-nd/4.0/>).

phospholipids, and precursors of the eicosanoid signaling molecules prostaglandins, thromboxanes, and leukotrienes. Fish oils, animal fats, and algal cells are among the most readily available lipid sources rich in 20-carbon (C20) PUFAs. Among PUFAs, ARA (ARA, C20:4n-6) is the most abundant C20 PUFA in humans, especially in the brain, muscles, and liver. ARA has multiple physiological functions and is an important nutrient for infants and the elderly [1,2]. ARA-derived lipid mediators can play various roles in establishing homeostasis for the humans [3]. However, most of the ARA in the humans is usually taken from dietary animal sources such as meat and eggs [4], and the PUFA contents of these conventional sources are insufficient for practical large-scale production. Alternatively,  $\gamma$ -linolenic acid (GLA, 18:3n-6)-containing oils have been produced using *Mucor* fungi as the first attempt at microbial PUFA production [5,6]. *Mortierella* fungi, such as *M. alpina* ATCC32222 [7], were found as ARA producer and have been used as commercial ARA producers. Recently, the various innovations on metabolic engineering using gene engineering and metabolomics for PUFA production by *Mortierella* fungi have reported, e.g. overexpression of malic enzyme increased the fatty acid content in *M. alpina* ATCC32222 [8–11].

The oil-producing filamentous fungus *M. alpina* 1S-4 is also a promising source of PUFAs such as ARA. *M. alpina* 1S-4 is the first strain found as the high ARA producer and can accumulate various PUFAs through the *n*-6 PUFA biosynthetic pathway as well as eicosapentaenoic acid (EPA, 20:5n-3) through the *n*-3 PUFA biosynthetic pathway [12–14]. In *M. alpina* 1S-4, most PUFAs are stored in lipid droplets as triacylglycerols, while some are present in the form of phospholipids as structural components of membranes. Given the high ARA content of *M. alpina* 1S-4, this fungus is one of the fungal models for both fundamental and applicative studies on fatty acid biosynthesis, including the development of strains suitable for large-scale production of specific PUFAs. In fact, ARA, dihomo- $\gamma$ -linolenic acid (DGLA, 20:3n-6), and Mead acid (MA, 20:3n-9) have been commercially produced by *Mortierella* fungi [15–19].

Although such successes over the last 30 years have generated much interest in the development of microbial fermentation processes for the large-scale production of specific PUFAs, improved yields require more efficient biotechnological strategies for metabolic engineering of microorganism lipogenesis. This article reviews recent advances in the breeding of commercially viable PUFA-producing *M. alpina* strains by conventional chemical mutagenesis, the development of gene manipulation systems for *M. alpina* 1S-4, and the latest molecular breeding strategies for producing rare fatty acids using molecular genetics.

### ARA-producing *Mortierella* sp.

Since the first reports of *Mortierella* strains producing ARA in 1987 [14,20], this genus has been studied extensively as a promising single-cell oil (SCO) source for various types of PUFAs [21,22].

**Table 1**  
Arachidonic acid (ARA) production by various *Mortierella* strains.

Microorganism	ARA productivity	Scale	Ref.
<i>Mortierella alpina</i> 1S-4	3.6 g/L/7 days	5 L fermentor	[29]
	3.0 g/L/10 days	2 kL fermentor	[13]
	13 g/L/10 days	10 kL fermentor	[25]
<i>M. alpina</i> ATCC32221	11 g/L/16 days	500 L fermentor	[28]
<i>M. alpina</i> ATCC32222	11 g/L/11 days	250 mL flask	[7]
<i>M. alpina</i> DSA-12	18.8 g/L/12.5 days	12 L fermentor	[26]
<i>M. alpina</i> ME-1	19.8 g/L/7 days	5 L fermentor	[27]
<i>Mortierella elongata</i> 1S-5	1.0 g/L/4 days	500 mL flask	[14]
<i>Mortierella schmuckeri</i> S12	2.3 g/L/3 days	14 L fermentor	[24]
<i>Mortierella alliaacea</i> YN-15	7.1 g/L/6 days	50 L fermentor	[23]

In particular, *M. alpina* 1S-4 has been studied for fundamental and applicative purposes, and has been used successfully for the commercial production of ARA-enriched SCO (Table 1) [7,13,14,23–29]. *Mortierella alpina* 1S-4 has the unique capacity to synthesize a wide range of PUFAs (Fig. 1), and has several additional advantages as both a model organism for studies on fungal lipid metabolism and an industrial lipid producer demonstrating particularly high yields of multiple PUFAs under energetically favorable culture conditions.

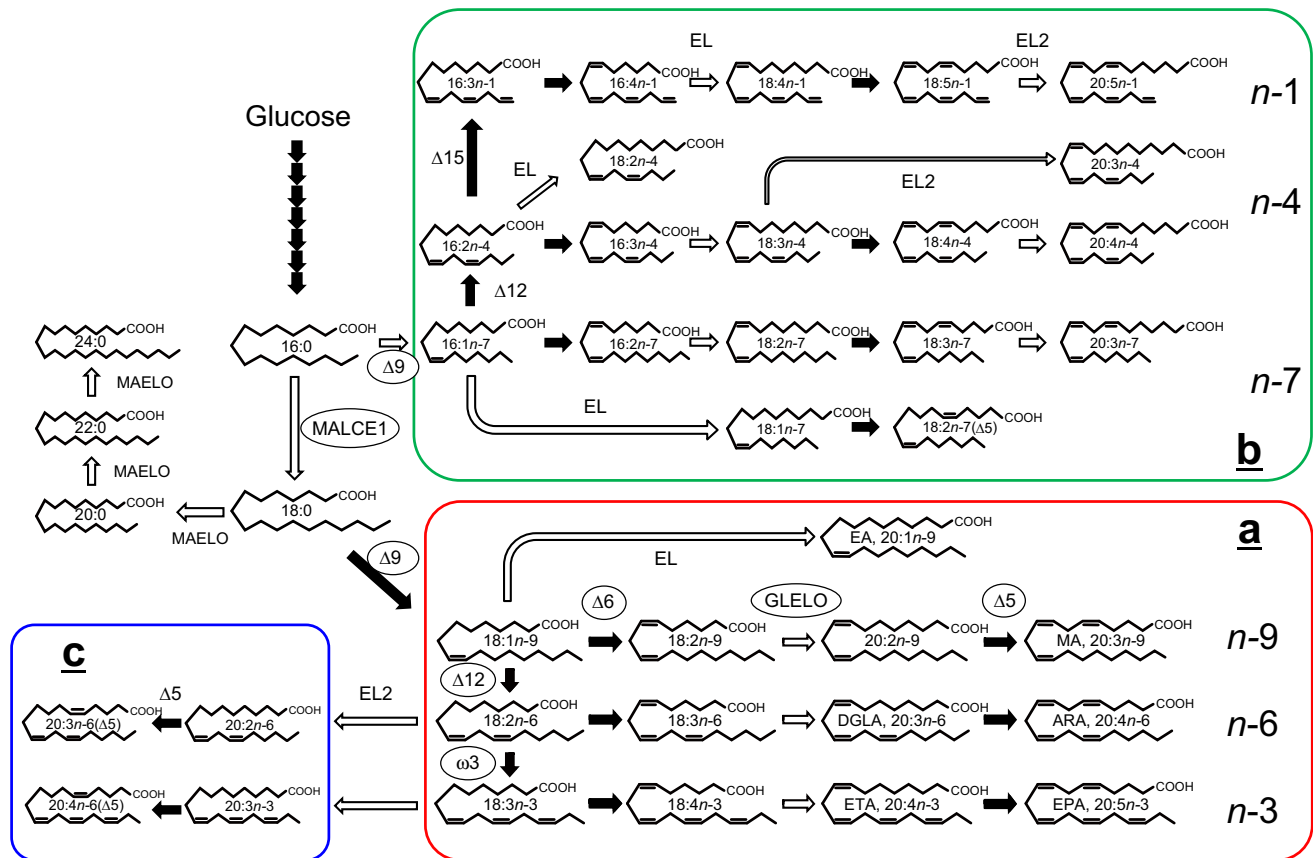
The total lipid fraction of *M. alpina* 1S-4 contains *n*-9, *n*-6, and *n*-3 PUFAs. The predominant PUFA, ARA, is synthesized from 16:0 by four desaturases and two elongases. Under culture conditions optimal for large-scale production, the total amount of lipid can reach 500–600 mg/g dry cell weight or 20 g/L of culture broth. Moreover, the ARA composition ranges from 30% to 70% of the total cellular fatty acid (70%–90% of which is present in triacylglycerols) [25,30,31]. This strain also produces EPA (approximately 10% of total fatty acids) with cultivation below 20 °C and exhibits higher EPA production upon the addition of  $\alpha$ -linolenic acid (18:3n-3)-containing oils, such as linseed oil, to the medium [32].

### Enzymes involved in ARA biosynthesis in *M. alpina* 1S-4

Arachidonic acid biosynthesis requires the activity of several fatty acid desaturases and elongases. The primary substrate hexadecanoic acid (16:0) is converted to ARA in sequential steps catalyzed by elongase 1 (MALCE1),  $\Delta$ 9 desaturase,  $\Delta$ 12 desaturase,  $\Delta$ 6 desaturase, elongase 2 (GLELO), and  $\Delta$ 5 desaturase, respectively (Fig. 1 and Table 2). Some of these enzymatic steps in *M. alpina* 1S-4 contain a NADH-cytochrome *b*<sub>5</sub> reductase and cytochrome *b*<sub>5</sub> as an electron transport system for fatty acid desaturation [33–35]. Cytochrome *b*<sub>5</sub> is a small hemoprotein which is an integral component of the microsomal membranes and functions as an electron carrier in a number of microsomal oxidation/reduction reactions, including fatty acid desaturation, cholesterol biosynthesis and reduction of cytochrome P450.

The two  $\Delta$ 9 desaturase homologues (designated as  $\Delta$ 9-1 and  $\Delta$ 9-2) in *M. alpina* 1S-4 have a cytochrome *b*<sub>5</sub>-like domain linked to the carboxyl terminus, similar to yeast  $\Delta$ 9 desaturase [36]. The *M. alpina* 1S-4  $\Delta$ 9-1 exhibits 45% amino acid sequence similarity with the yeast *Saccharomyces cerevisiae* homologue and 34% with the rat homologue, suggesting that *M. alpina*  $\Delta$ 9-1 is a conserved membrane-bound protein using acyl-CoA as substrate. Both  $\Delta$ 9-1 and  $\Delta$ 9-2 desaturate 18:0 to oleic acid (18:1n-9). Although the  $\Delta$ 9-2 gene is not transcribed in the wild-type,  $\Delta$ 9-2 protein was expressed and exhibited  $\Delta$ 9 desaturation activity in a  $\Delta$ 9-1 gene-defective mutant [37]. The *M. alpina*  $\Delta$ 12 and  $\omega$ 3 desaturases, both of which lack a cytochrome *b*<sub>5</sub>-like domain, have been characterized by heterologous gene expression systems. The *M. alpina*  $\Delta$ 12 desaturase was confirmed to catalyze the desaturation of 18:1n-9 to 18:2n-6 in both *S. cerevisiae* and *Aspergillus oryzae* [38]. The *M. alpina*  $\omega$ 3 desaturase shows 51% sequence identity with *M. alpina*  $\Delta$ 12 desaturase. It converts *n*-6 PUFAs to *n*-3 PUFAs with C18 and C20 chain lengths, and is particularly efficient at converting ARA to EPA [39]. Furthermore, the *M. alpina*  $\omega$ 3 desaturase exhibits two additional activities when expressed in *S. cerevisiae*, insertion of C=C double bonds at the  $\Delta$ 12-position and  $\Delta$ 15-position of hexadecenoic acid (16:1n-7) [40].

The *M. alpina*  $\Delta$ 5 and  $\Delta$ 6 desaturases have a cytochrome *b*<sub>5</sub>-like domain linked to the N-terminus. A complementary DNA (cDNA) encoding  $\Delta$ 5 desaturase has been isolated from two *M. alpina* strains, CBS210.32 and ATCC32221 [41,42]. *Mortierella alpina*  $\Delta$ 5 desaturase inserts C=C double bond at the  $\Delta$ 5-position of PUFAs, thereby converting DGLA into ARA. Two  $\Delta$ 6 desaturase homologues (designated  $\Delta$ 6-1 and  $\Delta$ 6-2) are also present in *M. alpina*



**Fig. 1.** Biosynthetic pathway of PUFAs in *Mortierella alpina* 1S-4. ARA is biosynthesized through desaturation by  $\Delta 9$ ,  $\Delta 12$ ,  $\Delta 6$ , and  $\Delta 5$  desaturases and elongation by MALCE1 and GLELO. The  $n$ -3,  $n$ -6, and  $n$ -9 PUFAs derived from 18:1 $n$ -9 (a), the  $n$ -1,  $n$ -4, and  $n$ -7 PUFAs derived from 16:1 $n$ -7 (b), and the non-methylene-interrupted PUFAs detected in  $\Delta 6$  desaturase-defective mutants (c).  $\Delta X$ ,  $\Delta X$  desaturase;  $\omega 3$ ,  $\omega 3$  desaturase; EL, fatty acid elongase; ARA, arachidonic acid; DGLA, dihomo- $\gamma$ -linolenic acid; EPA, eicosapentaenoic acid; ETA,  $\omega 3$  eicosatetraenoic acid; MA, Mead acid.

**Table 2**  
Substrates and products of enzymes involved in arachidonic acid (ARA) biosynthesis in *M. alpina* 1S-4.

Type	Isozyme	Substrate	Product
$\Delta 9$ desaturase	$\Delta 9$ -1	18:0	18:1 $n$ -9
	$\Delta 9$ -2	18:0	18:1 $n$ -9
$\Delta 12$ desaturase	-	18:1 $n$ -9	18:2 $n$ -6
	-	18:2 $n$ -6	18:3 $n$ -6
$\Delta 6$ desaturase	$\Delta 6$ -1	18:2 $n$ -6	GLA
	$\Delta 6$ -2	18:2 $n$ -6	GLA
$\Delta 5$ desaturase	-	DGLA	ARA
$\omega 3$ desaturase	-	$n$ -6 PUFA	$n$ -3 PUFA
MALCE1	-	16:1 $n$ -7	16:2 $n$ -4, 16:3 $n$ -1
	-	16:0	18:0
GLELO	-	GLA	DGLA
	-	-	-
Cyt. $b_5$ reductase	Cyt. $b_5$ reductase-1	-	-
	Cyt. $b_5$ reductase-2	-	-
Cyt. $b_5$	-	-	-

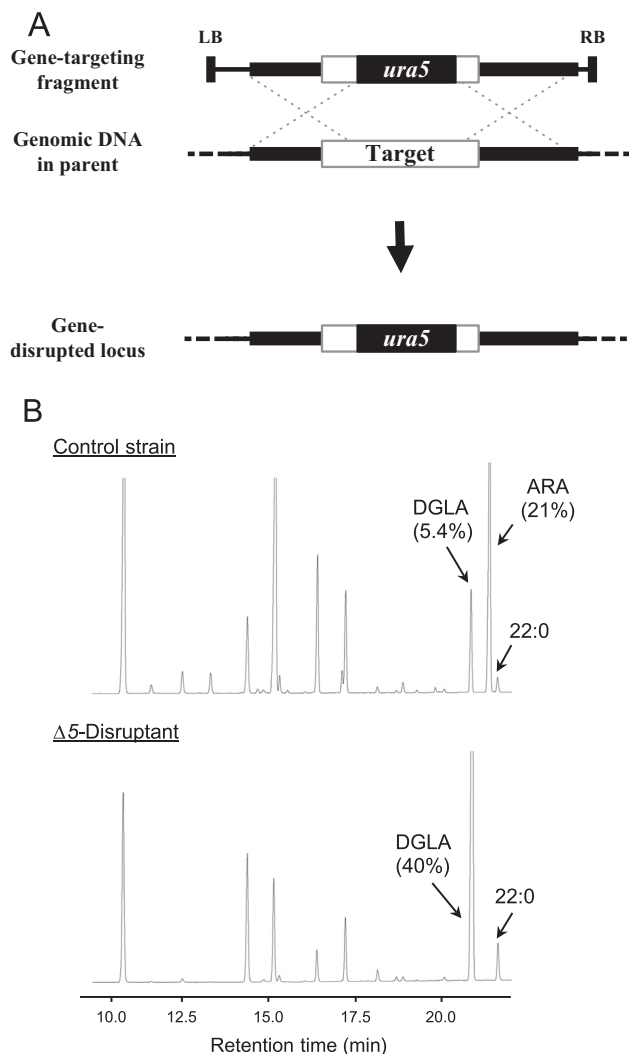
1S-4 [43,44]. Expression of the full-length cDNA clone in *A. oryzae* resulted in greater accumulation of GLA, reaching 25.2% of the total fatty acid content. The amino acid sequence homology between  $\Delta 6$ -1 and  $\Delta 6$ -2 is very high (92%). Usually,  $\Delta 6$ -1 gene transcription is 2-fold to 17-fold higher than  $\Delta 6$ -2 gene transcription in *M. alpina* 1S-4. However, transcription of the  $\Delta 6$ -2 gene was enhanced up to 8-fold in  $\Delta 6$ -1 gene-silenced *M. alpina* 1S-4 compared to the wild-type, suggesting that  $\Delta 6$ -2 may compensate when  $\Delta 6$ -1 activity is deficient [45]. Two fatty acid elongases, MALCE1 and GLELO, are also involved in the ARA biosynthetic pathway. GLELO is a  $\Delta 6$  elongase that catalyzes the elongation of both C18  $n$ -3 and C18  $n$ -6 PUFAs to the corresponding C20 PUFAs [46]. The *M. alpina* malce1

gene was confirmed to encode a fatty acid elongase that efficiently catalyzed the elongation of 16:1 $n$ -7, 18:2 $n$ -6, and 18:3 $n$ -3 when expressed in *S. cerevisiae*. Furthermore, MALCE1 also catalyzes the elongation of 16:0 to 18:0 in *M. alpina* 1S-4. Indeed, this is its primary activity in *M. alpina* 1S-4 [47].

### Gene manipulation in *M. alpina* 1S-4

A transformation system for *M. alpina* 1S-4 has been developed using *M. alpina* uracil auxotrophs as the host strain and a complementary gene as a selection marker [48]. Transformation with *M. alpina* 1S-4 spores and a vector containing the *M. alpina* 1S-4 *ura5* gene as a marker was achieved with high efficiency (transformant frequency of 0.4/mg of vector DNA) using microprojectile bombardment [49,50]. Southern blot analysis revealed that most of the integrated plasmids in stable transformants were present as multiple copies at ribosomal DNA (rDNA) positions and/or at random positions in the chromosomal DNA. An *Agrobacterium tumefaciens*-mediated transformation system for *M. alpina* 1S-4 has also been developed [51] in which the *ura5* gene is used as a selectable marker under control of the homologous histone H4.1 promoter in the transfer-DNA region. The frequency of transformation reached more than 400/10<sup>8</sup> spores using this system, and Southern blot analysis revealed that most of the integrated transfer-DNAs appeared as a single copy at random position in the chromosomal DNA.

*Mortierella alpina* 1S-4 exhibits resistance to various antibiotics used to destroy other filamentous fungi. However, Zeocin- and Carboxin-resistance markers have been developed for selection of *M. alpina* 1S-4 [52,53]. A high concentration of Zeocin (20 mg/mL)



**Fig. 2.** Gene-disruption through double crossing-over HR (A) and chromatograms of fatty acid methyl esters prepared from a control strain (*lig4* disruptant) and  $\Delta 5$  desaturase gene-disrupted strain (B).

completely inhibited the germination of *M. alpina* 1S-4 spores, and decreased the growth rate of fungal filaments. On the other hand, the fungicide Carboxin (100 mg/mL) completely inhibited *M. alpina* 1S-4 hyphal growth and spore germination. These genes for Zeocin and Carboxin resistance have proven useful as selective markers for the transformation of both the parental strain and mutants.

To develop a more effective gene expression system for *M. alpina* 1S-4, the transcriptional activity of each promoter was evaluated using the  $\beta$ -glucuronidase (GUS) reporter assay system [54]. The GUS gene was synthesized with optimized codon usage for *M. alpina* and inserted into a basic vector under control of the histone H4.1 promoter and *SdhB* gene terminator for reporter assays. Approximately 30 promoter regions were replaced with the his-

tone H4.1 promoter and evaluated for expression activity. Seven promoters with high-level constitutive or time-dependent expression were selected, and deletion analysis determined the promoter regions required to retain the expression activities. Furthermore, using an inducible *GAL10* promoter, an approximately 50-fold increase in GUS activity was achieved by addition of galactose to the culture media at any cultivation phase [55].

The integration of exogenous DNA into chromosomes occurs through two DNA double-strand break repair pathways, homologous recombination (HR) and non-homologous end joining (NHEJ) [56]. In HR, exogenous DNA is integrated into the chromosome using homologous regions as templates for precise gene insertion. The HR method is used frequently for insertion of exogenous expression constructs to disrupt target genes (gene targeting) (Fig. 2A). However, these two pathways are independent of one another and often function competitively [57]. Gene targeting systems have also been developed by disruption of key proteins involved in NHEJ [58,59], such as Ku80 or DNA ligase IV (*lig4*). We identified and disrupted the *ku80* and *lig4* genes in *M. alpina* 1S-4 to improve gene-targeting efficiency. These gene-disrupted strains showed no defect in vegetative growth, spore formation, or fatty acid production. Importantly, the efficiency of gene-targeting through HR was improved only in the *lig4*-disrupted strain, where it was 21-fold (67%) greater than that of the host strain. Metabolic engineering using *lig4* gene-disrupted strains as hosts is expected to produce higher levels of rare and beneficial PUFAs and contribute to basic research on fungal lipogenesis.

#### PUFA production by *M. alpina* 1S-4 mutants and transformants

Numerous desaturase-deficient and (or) elongase-deficient mutants have been isolated by treating *M. alpina* 1S-4 spores with the chemical mutagen *N*-methyl-*N*'-nitro-*N*-nitrosoguanidine (Table 3) [60–65]. The *M. alpina* 1S-4 wild-type can accumulate *n*-3 PUFAs only when cultivated at low temperature (below 20 °C), while the  $\omega 3$  desaturase-defective mutants are unable to synthesize *n*-3 PUFAs even when grown at low temperature [60,66]. The wild-type usually shows the highest ARA yield at 20 °C, although a portion of the accumulated ARA is further converted to EPA, so the resultant oil includes a small amount of EPA (ca. 3%). Therefore, these mutants (e.g., Y11 and Y61 strain) are superior to the wild-type for production of SCO with a relatively higher ARA content [64,66]. Additionally, rare fatty acids accumulated in *M. alpina* 1S-4 by suppression of MALCE1-mediated 16:0 elongation to 18:0 or by supplementation of exogenous fatty acids such as 16:1*n*-7 into the culture medium (Fig. 1b).

This practical transformation system for *M. alpina* 1S-4 allows overexpression, RNA interference (RNAi), and disruption of genes involved in PUFA biosynthesis for improved production of desired PUFAs. Several valuable *M. alpina* mutants were directly transformed with drug resistance markers, or their uracil auxotrophs were transformed with the *ura5* marker. Molecular breeding of *M. alpina* 1S-4 and its mutants yielded unique fatty acid profiles and high productivities of valuable PUFAs (Table 3 and 4). Mutant JT-180 exhibits no  $\Delta 12$  desaturase activity and enhanced  $\Delta 5$  and

**Table 3**  
Mutants described in the present review.

Mutant	Deficient enzyme	Product	Productivity and characteristics	Ref.
Y11	$\omega 3$ desaturase	ARA	1.5 g/L, 45% of total fatty acid with no <i>n</i> -3 PUFAs	[64,66]
Y61	$\omega 3$ desaturase	ARA	1.8 g/L	[66]
JT-180	$\Delta 12$ desaturase	MA	2.6 g/L, 49% Enhanced activities of $\Delta 5$ and $\Delta 6$ desaturases	[65]
S14	$\Delta 5$ desaturase	DGLA	4.1 g/L and low ARA content (<1%)	[61]

**Table 4**Polyunsaturated fatty acid (PUFA) production by mutants and transformants derived from *M. alpina* 1S-4.

Fatty acid	Target gene <sup>a</sup>	Parent <sup>b</sup>	Method <sup>c</sup>	Productivity
ARA	<i>Δ12</i>	JT-180	OE	Higher production (2.0 g/L/7 days, 39% of total fatty acids) than the <i>M. alpina</i> 1S-4 wild-type (1.2 g/L/7 days, 21%)
	<i>malce1</i>	1S-4	OE	Higher ARA production (0.76 g/L/6 days, 34%) than the wild-type (0.68 g/L/6 days, 28%)
	<i>glelo</i>	1S-4	OE	Higher ARA production (3.6 g/L/10 days, 28%) than the wild-type (1.9 g/L/10 days, 19%)
	<i>PavΔ5</i>	1S-4	OE	Higher ARA composition (39%) and lower DGLA composition in the transformant than the wild-type (19% and 4%, respectively)
	<i>OstΔ6</i>	1S-4	OE	Higher ARA composition (37%) in the transformant than the wild-type (19%)
	<i>TriΔ12</i>	1S-4	OE	Higher ARA composition (36%) in the transformant than the wild-type (19%)
18:1n-9	<i>Δ6-1</i>	JT-180	Ri	2.76 g/L/6 days, 68% of total fatty acid
EPA	<i>ω3</i>	1S-4	OE	0.68 g/L, 38.2% of total fatty acid
	<i>sdd17m</i>	ST1358	OE	1.8 g/L, 26.4% of total fatty acid
ETA	<i>sdd17m</i>	S14	OE	2.76 g/L/6 days, 68% of total fatty acid
DGLA	<i>Δ5</i>	1S-4	GT	Higher DGLA composition (40%) than the mutant S14 strain (27%), with no ARA accumulation versus 0.2% in the mutant S14
MA	<i>Δ12</i>	1S-4	GT	Higher MA composition (8.4%) than the mutant JT-180 (4.5%), with no n-6 and n-3 PUFAs

<sup>a</sup> The genes, except for *PavΔ5*, *OstΔ6*, *TriΔ12*, and *sdd17m*, were derived from *M. alpina* 1S-4. *ΔX*, *ΔX* desaturase gene; *PavΔ5*, *Pavlova salina* *Δ5* desaturase; *OstΔ6*, *Ostreococcus lucimarinus* *Δ6* desaturase; *TriΔ12*, *Tribolium castaneum* *Δ12* desaturase; *sdd17m*, *Saprolegnia diclina* *Δ17* desaturase.

<sup>b</sup> JT-180, *Δ12* desaturase-defective mutant; ST1358, *ω3* desaturase-defective mutant; S14, *Δ5* desaturase-defective mutant.

<sup>c</sup> OE, overexpression; Ri, RNAi; GT, targeted gene-disruption (gene-targeting).

*Δ6* desaturase activities, resulting in the efficient production of Mead acid (MA, 20:3n-9) [65]. With overexpression of the endogenous *Δ12* desaturase gene, JT-180 accumulated a larger amount of ARA (2.0 g/L/7 days, 39% of total fatty acids) but little MA compared to the wild-type (1.2 g/L/7 days, 21%) due to enhanced *Δ5* and *Δ6* desaturation. Overexpression of the endogenous *malce1* gene in *M. alpina* 1S-4 also led to faster and greater ARA accumulation (0.76 g/L/6 days, 34%) than in the wild-type (0.68 g/L/6 days, 28%). In addition, overexpression of the gene encoding GLELO, which has been suggested to catalyze the rate limiting step in ARA biosynthesis [67], was successfully performed in *M. alpina* 1S-4 [68]. The resulting transformants yielded more ARA (3.6 g/L/10 days, 28%) than the wild-type (1.9 g/L/10 days, 19%). Overexpression of both *malce1* and *glelo* genes had substantial effects on ARA production by *M. alpina* 1S-4. The exogenous *Δ5* and *Δ6* desaturases (*PavΔ5*, *OstΔ6*) from the microalgae *Pavlova salina* and *Ostreococcus lucimarinus* and the *Δ12* desaturase (*TriΔ12*) from the beetle *Tribolium castaneum* have desaturation activities for fatty acyl-CoA substrates. On the other hand, the homologous desaturases from *M. alpina* use phospholipids as substrates. By expressing these exogenous desaturases, higher ARA yields were obtained (unpublished data) [69]. For instance, overexpression of the *PavΔ5* gene in the wild-type led to a markedly high ARA/DGLA ratio, while overexpression of the *OstΔ6* gene in the wild-type led to higher 18:3n-6, DGLA, and ARA contents as proportions of total fatty acid compared to the wild-type. Similarly, overexpression of the *TriΔ12* gene in the wild-type led to greater proportions of 18:2n-6, 18:3n-6, DGLA, and ARA compared to the wild-type.

The RNAi method using double-strand RNA has been applied to silence gene expression in *M. alpina* 1S-4 [70]. By suppressing endogenous *Δ6-1* gene expression by RNAi in the mutant JT-180, 18:1n-9 accumulation reached 68.0% of total fatty acid content, and 18:1n-9 production in broth reached 2.76 g/L [45].

Overexpression systems using promoters that exhibit high transcriptional activities may facilitate further improvements in PUFA production. Usually, *M. alpina* can express *ω3* desaturation activity and accumulate n-3 PUFAs when cultured at low temperatures (below 20 °C), with an EPA ratio of approximately 10%, while no accumulation of n-3 PUFAs was observed at 28 °C. However, overexpression of the endogenous *ω3* desaturase gene in *M. alpina* 1S-4 at 20 °C increased EPA accumulation to 40% of total fatty acid [51]. Expression of the heterologous *Saprolegnia diclina* *Δ17* desaturase

(*sdd17m*) gene in the *ω3* desaturase-defective mutant ST1358 [71] resulted in EPA content as high as 26.4% of total fatty acid or 1.8 g/L at 28 °C [72]. While wild *M. alpina* accumulates only a small amount of the n-3 eicosatetraenoic acid (ETA, 20:4n-3) at low temperature (below 20 °C), this ETA was successfully produced by molecular breeding [73]. Further, by overexpression of the heterologous *sdd17m* gene controlled by an SSA2 promoter showing high transcriptional activity, ETA productivity in a *Δ5* desaturase-defective mutant S14 reached 24.9% of total fatty acid at 28 °C [61].

Gene targeting may also be a valuable strategy for development of *M. alpina* strains producing SCO containing rare PUFAs. DGLA-producing transformants were constructed by disruption of the *Δ5* desaturase gene, which encodes a key enzyme catalyzing the bioconversion of DGLA to ARA, in the *lig4* gene-disrupted strain of *M. alpina* 1S-4 [74]. The uracil auxotroph of the *lig4* gene-disrupted strain was transformed for disruption of the *Δ5* desaturase gene through double crossing-over HR, and the targeting efficiency was calculated as 50%. The ratio of DGLA to total fatty acid in this disruptant reached 40.1%; however, no ARA was detected (Fig. 2). Thus, DGLA oil can be produced without ARA contamination. Such disruptants are superior to defective mutants (e.g., *M. alpina* 1S-4 mutant S14 constructed by chemical mutagenesis) for practical production of DGLA. Using the same methodology, MA-producing disruptants were constructed by disruption of the *Δ12* desaturase gene (unpublished data) [75]. These disruptants showed no defects in growth, spore germination, and fatty acid production, but exhibited higher MA composition (8.4% of the total fatty acid) than the MA-producing *Δ12* desaturase-defective mutant JT-180 (4.5%), with no accumulation of n-6 and n-3 PUFAs. Further application of gene targeting in *M. alpina* strains should facilitate improved PUFA productivity and help elucidate the enzyme pathways of PUFA biosynthesis.

## Conclusions and future perspectives

The present review summarizes studies on lipogenesis in *M. alpina* 1S-4, the development of efficient gene manipulation systems for this strain, and the utilization of various *M. alpina* 1S-4 mutants for the production of beneficial PUFAs, especially ARA. The *M. alpina* 1S-4 wild-type, derivative mutants, and transformants are potential sources of triacylglycerols containing various

PUFAs, including *n*-1, *n*-3, *n*-4, *n*-6, *n*-7, and *n*-9 PUFAs. By selective breeding of *M. alpina* and its mutants, it is possible to regulate the flow of both endogenous and exogenous fatty acids, thereby modifying the fatty acid profile and enhancing the production of desired (i.e., beneficial) PUFAs. Recent studies on *M. alpina* and its mutants have focused on molecular engineering of genes involved in PUFA biosynthesis and yielded strains with improved PUFA productivity. The molecular breeding of mutants and transgenic strains may make it possible to produce desired PUFAs efficiently. However, more efficient expression systems for enzymes involved in lipid synthesis, PUFA synthesis, and lipid conversion, as well as improved gene-silencing and targeted gene-disruption systems are needed to facilitate the breeding of *M. alpina* strains for large-scale production of functional lipids with industrial applications.

### Conflict of interest

The authors declare no conflict of interest.

### Compliance with Ethics Requirements

This article does not contain any studies with human or animal subjects.

### Acknowledgements

This work was supported in part by a grant of the project of Advanced Low Carbon Technology Research and Development Program (ALCA) of the Japan Science and Technology Agency.

### References

- Carlson S, Werkman S, Peeples J, Cooke R, Tolley E. Arachidonic acid status correlates with first year growth in preterm infants. *Proc Natl Acad Sci USA* 1993;90(3):1073–7.
- Ishikura Y, Ikeda G, Akimoto K, Hata M, Kusumoto A, Kidokoro A, et al. Arachidonic acid supplementation decreases P300 latency and increases P300 amplitude of event-related potentials in healthy elderly men. *Neuropsychobiology* 2009;60(2):73–9.
- Chandrasekharan JA, Marginean A, Sharma-Walia N. An insight into the role of arachidonic acid derived lipid mediators in virus associated pathogenesis and malignancies. *Prostaglandins Other Lipid Mediat* 2016;126:46–54.
- Taber L, Chiu CH, Whelan J. Assessment of the arachidonic acid content in foods commonly consumed in the American diet. *Lipids* 1998;33(12):1151–7.
- Ratledge C. Microbial lipids: commercial realities or academic curiosities. In: 1992 annual meeting of the American oil chemists' society, IL; 1992.
- Suzuki O, Yokochi T, Yamashina T. Studies on production of lipids in fungi (II). Lipid compositions of six species of Mucorales in Zygomycetes. *J Jpn Oil Chem Soc* 1981;30(12):863–8.
- Singh A, Ward O. Production of high yields of arachidonic acid in a fed-batch system by *Mortierella alpina* ATCC 32222. *Appl Microbiol Biotechnol* 1997;48(1):1–5.
- Ye C, Xu N, Chen H, Chen YQ, Chen W, Liu L. Reconstruction and analysis of a genome-scale metabolic model of the oleaginous fungus *Mortierella alpina*. *BMC Syst Biol* 2015;9:1–11.
- Liu X, Zhang H, Ji X, Zheng H, Zhang X, Fu N, et al. An improved sampling protocol for analysis of intracellular metabolites in *Mortierella alpina*. *Biotechnol Lett* 2012;34(12):2275–82.
- Liu X, Ji X, Zhang H, Fu N, Yan L, Deng Z, et al. Development of a defined medium for arachidonic acid production by *Mortierella alpina* using a visualization method. *Appl Biochem Biotechnol* 2012;168(6):1516–27.
- Hao G, Chen H, Wang L, Gu Z, Song Y, Zhang H, et al. Role of malic enzyme during fatty acid synthesis in the oleaginous fungus *Mortierella alpina*. *Appl Environ Microbiol* 2014;80(9):2672–8.
- Shimizu S, Kawashima H, Shinmen Y, Akimoto K, Yamada H. Production of eicosapentaenoic acid by *Mortierella* fungi. *J Am Oil Chem Soc* 1988;65(9):1455–9.
- Shinmen Y, Shimizu S, Yamada H. Production of arachidonic acid by *Mortierella* fungi: selection of a potent producer and optimization of culture conditions for large-scale production. *Appl Microbiol Biotechnol* 1989;31(1):11–6.
- Yamada H, Shimizu S, Shinmen Y. Production of arachidonic acid by *Mortierella elongata* 1S–5. *Agric Biol Chem* 1987;51(3):785–90.
- Certik M, Sakuradani E, Shimizu S. Desaturase-defective fungal mutants: useful tools for the regulation and overproduction of polyunsaturated fatty acids. *Trends Biotechnol* 1998;16(12):500–5.
- Certik M, Shimizu S. Biosynthesis and regulation of microbial polyunsaturated fatty acid production. *J Biosci Bioeng* 1999;87(1):1–14.
- Sakuradani E, Takeno S, Abe T, Shimizu S. Arachidonic acid producing *Mortierella alpina*: creation of mutants and molecular breeding. In: 2005 annual meeting of the American oil chemists' society. IL; 2005.
- Shimizu S, Yamada H. Production of dietary and pharmacologically important polyunsaturated fatty acids by microbiological processes. *Comment Agric Food Chem* 1990;2(3):211–35.
- Yamada H, Shimizu S, Shinmen Y, Akimoto K, Kawashima H, Jareonkitmongkol S. Production of dihomo- $\gamma$ -linolenic acid, arachidonic acid, and eicosapentaenoic acid by filamentous fungi. In: 1992 annual meeting of the American oil chemists' society. IL; 1992.
- Totani N, Oba A. The filamentous fungus *Mortierella alpina*, high in arachidonic acid. *Lipids* 1987;22(12):1060–2.
- Amano H, Shinmen Y, Akimoto K, Kawashima H, Amachi T, Shimizu S, et al. Chemotaxonomic significance of fatty acid composition in the genus *Mortierella* (Zygomycetes, Mortierellaceae). *Micotaxonomy* 1992;94:257–65.
- Shimizu S, Jareonkitmongkol S. *Mortierella* species (fungi): production of C20 polyunsaturated fatty acids. In: Bajaj Y, editor. *Biotechnology in agriculture and forestry (Medical Plants VIII)*, vol. 33. Berlin: Springer; 1995. p. 308–425.
- Aki T, Nagahata Y, Ishihara K, Tanaka Y, Morinaga T, Higashiyama K, et al. Production of arachidonic acid by a filamentous fungus, *Mortierella alliacea* strain YN-15. *J Am Oil Chem Soc* 2001;78(6):599–604.
- Berkeley W. Inventor Method for arachidonic acid production; 1996.
- Higashiyama K, Yaguchi T, Akimoto K, Fujikawa S, Shimizu S. Enhancement of arachidonic acid production by *Mortierella alpina*. *J Am Oil Chem Soc* 1998;75(11):1501–5.
- Hwang B, Kim J, Park C, Park C, Kim Y, Ryu Y. High-level production of arachidonic acid by fed-batch culture of *Mortierella alpina* using NH<sub>4</sub>OH as a nitrogen source and pH control. *Biotechnol Lett* 2005;27(10):731–5.
- Jin M, Huang H, Xiao A, Gao Z, Liu X, Peng C. Enhancing arachidonic acid production by *Mortierella alpina* ME-1 using improved mycelium aging technology. *Bioprocess Biosyst Eng* 2009;32:117–22.
- Totani N, Someya K, Oba A. Industrial production of arachidonic acid by *Mortierella*. In: 1992 annual meeting of the American oil chemists' society. IL; 1992.
- Yamada H, Shimizu S, Shinmen Y, Kawashima H, Akimoto K. Production of arachidonic acid and eicosapentaenoic acid by microorganisms. In: 1988 annual meeting of the American oil chemists' society. IL; 1988.
- Higashiyama K, Fujikawa S, Park E, Shimizu S. Production of arachidonic acid by *Mortierella* fungi. *Biotechnol Bioprocess Eng* 2002;7(5):252–62.
- Shimizu S, Sakuradani E, Ogawa J. Production of functional lipids by microorganisms: arachidonic acid and related polyunsaturated fatty acids, and conjugated fatty acids. *OleoScience* 2003;3:129–39.
- Shimizu S, Kawashima H, Akimoto K, Shinmen Y, Yamada H. Conversion of linseed oil to an eicosapentaenoic acid-containing oil by *Mortierella alpina* 1S–4 at low temperature. *Appl Microbiol Biotechnol* 1989;32(1):1–4.
- Certik M, Sakuradani E, Kobayashi M, Shimizu S. Characterization of the second form of NADH-cytochrome b<sub>5</sub> reductase gene from arachidonic acid-producing fungus *Mortierella alpina* 1S–4. *J Biosci Bioeng* 1999;88(6):667–71.
- Kobayashi M, Sakuradani E, Shimizu S. Genetic analysis of cytochrome b<sub>5</sub> from arachidonic acid-producing fungus, *Mortierella alpina* 1S–4: cloning, RNA editing and expression of the gene in *Escherichia coli*, and purification and characterization of the gene product. *J Biochem* 1999;125(6):1094–103.
- Sakuradani E, Kobayashi M, Shimizu S. Identification of an NADH-cytochrome b<sub>5</sub> reductase gene from an arachidonic acid-producing fungus, *Mortierella alpina* 1S–4, by sequencing of the encoding cDNA and heterologous expression in a fungus, *Aspergillus oryzae*. *Appl Environ Microbiol* 1999;65(9):3873–9.
- Sakuradani E, Kobayashi M, Shimizu S.  $\Delta 9$ -fatty acid desaturase from arachidonic acid-producing fungus. Unique gene sequence and its heterologous expression in a fungus, *Aspergillus*. *Eur J Biochem* 1999;260(1):208–16.
- Abe T, Sakuradani E, Asano T, Kanamaru H, Shimizu S. Functional characterization of  $\Delta 9$  and  $\omega 9$  desaturase genes in *Mortierella alpina* 1S–4 and its derivative mutants. *Appl Microbiol Biotechnol* 2006;70(6):711–9.
- Sakuradani E, Kobayashi M, Ashikari T, Shimizu S. Identification of  $\Delta 12$ -fatty acid desaturase from arachidonic acid-producing *Mortierella* fungus by heterologous expression in the yeast *Saccharomyces cerevisiae* and the fungus *Aspergillus oryzae*. *Eur J Biochem* 1999;261(3):812–20.
- Sakuradani E, Abe T, Iguchi K, Shimizu S. A novel fungal  $\omega 3$ -desaturase with wide substrate specificity from arachidonic acid-producing *Mortierella alpina* 1S–4. *Appl Microbiol Biotechnol* 2005;66(6):648–54.
- Kikukawa H, Sakuradani E, Kishino S, Park SB, Ando A, Shima J, et al. Characterization of a trifunctional fatty acid desaturase from oleaginous filamentous fungus *Mortierella alpina* 1S–4 using a yeast expression system. *J Biosci Bioeng* 2013;116(6):672–6.
- Knutzon DS, Thurmond JM, Huang YS, Chaudhary S, Bobik Jr EG, Chan GM, et al. Identification of  $\Delta 5$ -desaturase from *Mortierella alpina* by heterologous expression in Bakers' yeast and canola. *J Biol Chem* 1998;273(45):29360–6.
- Michaelson LV, Lazarus CM, Griffiths G, Napier JA, Stobart AK. Isolation of a  $\Delta 5$ -fatty acid desaturase gene from *Mortierella alpina*. *J Biol Chem* 1998;273(30):19055–9.
- Sakuradani E, Kobayashi M, Shimizu S.  $\Delta 6$ -fatty acid desaturase from an arachidonic acid-producing *Mortierella* fungus. Gene cloning and its heterologous expression in a fungus, *Aspergillus*. *Gene* 1999;238(2):445–53.

- [44] Sakuradani E, Shimizu S. Gene cloning and functional analysis of a second  $\Delta 6$ -fatty acid desaturase from an arachidonic acid-producing *Mortierella* fungus. *Biosci Biotechnol Biochem* 2003;67(4):704–11.
- [45] Sakamoto T, Sakuradani E, Okuda T, Kikukawa H, Ando A, Kishino S, et al. Metabolic engineering of oleaginous fungus *Mortierella alpina* for high production of oleic and linoleic acids. *Bioresour Technol* 2017. doi: <https://doi.org/10.1016/j.biortech.2017.06.089>.
- [46] Parker-Barnes J, Das T, Bobik E, Leonard AE, Thurmond JM, Chung L, et al. Identification and characterization of an enzyme involved in the elongation of n-6 and n-3 polyunsaturated fatty acids. *Proc Natl Acad Sci USA* 2000;97(15):8284–9.
- [47] Sakuradani E, Nojiri M, Suzuki H, Shimizu S. Identification of a novel fatty acid elongase with a wide substrate specificity from arachidonic acid-producing fungus *Mortierella alpina* 1S–4. *Appl Microbiol Biotechnol* 2009;84(4):709–16.
- [48] Takeno S, Sakuradani E, Murata S, Inohara-Ochiai M, Kawashima H, Ashikari T, et al. Cloning and sequencing of the *ura3* and *ura5* genes, and isolation and characterization of uracil auxotrophs of the fungus *Mortierella alpina* 1S–4. *Biosci Biotechnol Biochem* 2004;68(2):277–85.
- [49] Takeno S, Sakuradani E, Murata S, Inohara-Ochiai M, Kawashima H, Ashikari T, et al. Establishment of an overall transformation system for an oil-producing filamentous fungus, *Mortierella alpina* 1S–4. *Appl Microbiol Biotechnol* 2004;65(4):419–25.
- [50] Sakuradani E, Kikukawa H, Takeno S, Ando A, Shimizu S, Ogawa J. Transformation of Zygomycete *Mortierella alpina* Using Biostic Particle Bombardment. In: van den Berg M, Maruthachalam K, editors. *Fungal Biology*. 1. Switzerland: Springer; 2015. p. 135–40.
- [51] Ando A, Sumida Y, Negoro H, Suroto D, Ogawa J, Sakuradani E, et al. Establishment of Agrobacterium tumefaciens-mediated transformation of an oleaginous fungus, *Mortierella alpina* 1S–4, and its application for eicosapentaenoic acid producer breeding. *Appl Environ Microbiol* 2009;75(17):5529–35.
- [52] Ando A, Sakuradani E, Horinaka K, Ogawa J, Shimizu S. Transformation of an oleaginous zygomycete *Mortierella alpina* 1S–4 with the carboxin resistance gene conferred by mutation of the iron-sulfur subunit of succinate dehydrogenase. *Curr Genet* 2009;55(3):349–56.
- [53] Takeno S, Sakuradani E, Tomi A, Inohara-Ochiai M, Kawashima H, Shimizu S. Transformation of oil-producing fungus, *Mortierella alpina* 1S–4, using Zeocin, and application to arachidonic acid production. *J Biosci Bioeng* 2005;100(6):617–22.
- [54] Okuda T, Ando A, Sakuradani E, Kikukawa H, Kamada N, Ochiai M, et al. Selection and characterization of promoters based on genomic approach for the molecular breeding of oleaginous fungus *Mortierella alpina* 1S–4. *Curr Genet* 2014;60(3):183–91.
- [55] Okuda T, Ando A, Sakuradani E, Kikukawa H, Kamada N, Ochiai M, et al. Characterization of galactose-dependent promoters from an oleaginous fungus *Mortierella alpina* 1S–4. *Curr Genet* 2014;60(3):175–82.
- [56] Kanaar R, Hoeijmakers JH, van Gent DC. Molecular mechanisms of DNA double strand break repair. *Trends Cell Biol* 1998;8(12):483–9.
- [57] Van Dyck E, Stasiak AZ, Stasiak A, West SC. Binding of double-strand breaks in DNA by human Rad52 protein. *Nature* 1999;398(6729):728–31.
- [58] Kikukawa H, Sakuradani E, Ando A, Okuda T, Ochiai M, Shimizu S, et al. Disruption of *lig4* improves gene targeting efficiency in the oleaginous fungus *Mortierella alpina* 1S–4. *J Biotechnol* 2015;208:63–9.
- [59] Kikukawa H, Sakuradani E, Nakatani M, Ando A, Okuda T, Sakamoto T, et al. Gene targeting in the oil-producing fungus *Mortierella alpina* 1S–4 and construction of a strain producing a valuable polyunsaturated fatty acid. *Curr Genet* 2015;61(4):579–89.
- [60] Jareonkitmongkol S, Shimizu S, Yamada H. Fatty acid desaturation defective mutants of an arachidonic acid-producing fungus, *Mortierella alpina* 1S–4. *J Gen Microbiol* 1992;138:997–1002.
- [61] Jareonkitmongkol S, Sakuradani E, Shimizu S. A Novel  $\Delta 5$ -desaturase-defective mutant of *Mortierella alpina* 1S–4 and its dihomogamma-linolenic acid productivity. *Appl Environ Microbiol* 1993;59(12):4300–4.
- [62] Jareonkitmongkol S, Sakuradani E, Shimizu S. Isolation and characterization of an  $\omega 3$ -desaturation-defective mutant of an arachidonic acid-producing fungus, *Mortierella alpina* 1S–4. *Arch Microbiol* 1994;161(4):316–9.
- [63] Jareonkitmongkol S, Shimizu S, Yamada H. Occurrence of two nonmethylene-interrupted  $\Delta 5$  polyunsaturated fatty acids in a  $\Delta 6$ -desaturase-defective mutant of the fungus *Mortierella alpina* 1S–4. *Biochim Biophys Acta* 1993;1167(2):137–41.
- [64] Jareonkinomongkol S, Sakuradani E, Shimizu S. Isolation and characterization of an  $\omega 3$ -desaturation-defective mutant of an arachidonic acid-producing fungus, *Mortierella alpina* 1S–4. *Arch Microbiol* 1994;161(4):316–9.
- [65] Sakuradani E, Kamada N, Hirano Y, Nishihara M, Kawashima H, Akimoto K, et al. Production of 5,8,11-eicosatrienoic acid by a  $\Delta 5$  and  $\Delta 6$  desaturation activity-enhanced mutant derived from a  $\Delta 12$  desaturation activity-defective mutant of *Mortierella alpina* 1S–4. *Appl Microbiol Biotechnol* 2002;60(3):281–7.
- [66] Sakuradani E, Hirano Y, Kamada N, Nojiri M, Ogawa J, Shimizu S. Improvement of arachidonic acid production by mutants with lower n-3 desaturation activity derived from *Mortierella alpina*. *Appl Microbiol Biotechnol* 2004;66(3):243–8.
- [67] Wynn JP, Ratledge C. Evidence that the rate-limiting step for the biosynthesis of arachidonic acid in *Mortierella alpina* is at the level of the 18:3 to 20:3 elongase. *Microbiology* 2000;146:2325–31.
- [68] Takeno S, Sakuradani E, Tomi A, Inohara-Ochiai M, Kawashima H, Ashikari T, et al. Improvement of the fatty acid composition of an oil-producing filamentous fungus, *Mortierella alpina* 1S–4, through RNA interference with  $\Delta 12$ -desaturase gene expression. *Appl Environ Microbiol* 2005;71(9):5124–8.
- [69] Kikukawa H, Asaoka T, Sakuradani E, Okuda T, Ando A, Sakamoto T, et al. Production of polyunsaturated fatty acids by expression of heterologous fatty acid desaturase genes in oleaginous filamentous fungus *Mortierella alpina* 1S–4. In: 65th annual meeting of the society of biotechnology of Japan; 2013, p. 115.
- [70] Takeno S, Sakuradani E, Murata S, Inohara-Ochiai M, Kawashima H, Ashikari T, et al. Molecular evidence that the rate-limiting step for the biosynthesis of arachidonic acid in *Mortierella alpina* is at the level of an elongase. *Lipids* 2005;40(1):25–30.
- [71] Sakuradani E. Advances in the production of various polyunsaturated fatty acids through Oleaginous Fungus *Mortierella alpina* breeding. *Biosci Biotechnol Biochem* 2010;74(5):908–17.
- [72] Okuda T, Ando A, Negoro H, Muratsubaki T, Kikukawa H, Sakamoto T, et al. Eicosapentaenoic acid (EPA) production by an oleaginous fungus *Mortierella alpina* expressing heterologous the  $\Delta 17$ -desaturase gene under ordinary temperature. *Eur J Lipid Sci Technol* 2015;117(12):1919–27.
- [73] Okuda T, Ando A, Negoro H, Kikukawa H, Sakamoto T, Sakuradani E, et al. Omega-3 eicosatetraenoic acid production by molecular breeding of the mutant strain S14 derived from *Mortierella alpina* 1S–4. *J Biosci Bioeng* 2015;120(3):299–304.
- [74] Kikukawa H, Sakuradani E, Ando A, Okuda T, Shimizu S, Ogawa J. Microbial production of dihomogamma-linolenic acid by  $\Delta 5$ -desaturase gene-disruptants of *Mortierella alpina* 1S–4. *J Biosci Bioeng* 2016;122(1):22–6.
- [75] Hannya A, Kikukawa H, Ando A, Sakuradani E, Ochiai M, Shimizu S, et al. Construction of Mead acid-producing strain by knocking out  $\Delta 12$ -desaturase gene from an oleaginous fungus *Mortierella alpina* 1S–4 strain. In: 2015 annual meeting of the Japan society for bioscience, biotechnology, and agrochemistry; 2015, p. 90.



**Hiroshi Kikukawa** is currently Assistant Professor in the Department of Chemistry and Biomolecular Science, Faculty of Engineering, Gifu University, Gifu, Japan (Since 2016). He completed his doctorate on fermentation physiology and applied microbiology at Kyoto University (2015). During his doctorate and after graduation, he worked as a JSPS fellow at Kyoto University (from 2014 until 2016). His major is Applied Microbiology, and his research focuses on production of beneficial compounds by microorganisms using enzyme, metabolic, and gene engineering. In 2017, he was awarded the “Excellent Paper Award” of the Society for Biotechnology, Japan.



**Eiji Sakuradani** is a Professor at the Faculty of Engineering, Tokushima University since 2014. He studied fermentation physiology and applied microbiology and completed his doctorate in 1999 at Kyoto University. In 2009, he was awarded a prize for Encouragement of Young Scientists from the Japan Society for Bioscience, Biotechnology, and Agrochemistry. His current research interests are production of useful compounds by breeding of various microorganisms.



**Akinori Ando** is an Assistant Professor at the Division of Applied Life Sciences, Graduate School of Agriculture, Kyoto University since 2015. He completed his doctorate on fermentation physiology and applied microbiology in 2008 at Kyoto University. In 2016, he was awarded a prize for Encouragement of Young Scientists from the Japan Society for Bioscience, Biotechnology, and Agrochemistry. His current research interests are screening and development of novel microbial functions useful in life sciences and environmental sciences.





**Sakayu Shimizu** is an Emeritus Professor at Kyoto University. He was a Professor in the Division of Applied Life Sciences, Graduate School of Agriculture, Kyoto University from 1992 to 2009, and a Professor in the Department of Bioscience and Biotechnology, Faculty of Bioenvironmental Science, Kyoto Gakuen University from 2009 to 2016. He completed his doctorate on fermentation physiology and applied microbiology in 1973 at Kyoto University. He was awarded a prize of the Vitamin Society of Japan in 2002, a prize of the Japan Society for Bioscience, Biotechnology and Agrochemistry in 2003, and an International Enzyme Engineering Award in 2009. He is now serving as Chairman of the Board of Directors of the Japan Bioindustry Association.

He is one of the pioneers of Single Cell Oil development and arachidonic acid rich-oil fermentation. He is also widely regarded for enzyme engineering research and has established several industrial processes for chiral chemical synthesis using microbial enzymes.



**Jun Ogawa** is a Professor at the Division of Applied Life Sciences, Graduate School of Agriculture, Kyoto University since 2009. He studied fermentation physiology and applied microbiology and completed his doctorate in 1995 at Kyoto University. In 2004, he was awarded a prize for Encouragement of Young Scientists from the Japan Society for Bioscience, Biotechnology, and Agrochemistry. In 2015, he was awarded the “Oleosience Award” by the Japan Oil Chemists’ Society. He is serving as a Director of the Japan Society for Bioscience, Biotechnology, and Agrochemistry and is Chair of the Biotechnology Division of the American Oil Chemists’ Society (AOCS). His current research interests are screening and development of novel microbial functions

useful in life sciences, food sciences, environmental sciences, and green chemistry, especially, fermentation physiology relating to functional lipid production.