

ARTICLE

<https://doi.org/10.1038/s41467-019-14165-3>

OPEN

Spatial adiabatic passage of massive quantum particles in an optical Lieb lattice

Shintaro Taie^{1*}, Tomohiro Ichinose¹, Hideki Ozawa¹ & Yoshiro Takahashi¹

Quantum interference lies at the heart of quantum mechanics. By utilizing destructive interference, it is possible to transfer a physical object between two states without populating an intermediate state which is necessary to connect the initial and final states. A famous application is a technique of stimulated Raman adiabatic passage, where atomic internal states can be transferred with high efficiency regardless of lossy intermediate states. One interesting situation is a case where the initial and final states are spatially well separated. Quantum mechanics allows a particle to move without practical possibility of being found at the intermediate area. Here we demonstrate this spatial adiabatic passage with ultracold atoms in an optical lattice. Key to this is the existence of dark eigenstates forming a flat energy band, with effective transfer between two sublattices being observed. This work sheds light on a study of coherent control of trapped cold atoms.

¹Department of Physics, Graduate School of Science, Kyoto University, Kyoto 606-8502, Japan. *email: taie@scphys.kyoto-u.ac.jp

Interference of probability amplitudes is one of the most significant properties of quantum mechanics. In the seminal work of an electron double-slit experiment¹, building up of the interference pattern of electron wave function beautifully demonstrated the nature of wave-particle duality. Quantum interference has been intensively utilized especially in the field of precision measurement such as superconducting magnetometer² and atom interferometry³, and also lies at the heart of quantum information science.

A three-level system is a minimal example in which quantum interference takes place. Most commonly it is considered in a context of laser coupled atomic levels, and the Hamiltonian for a Λ -type system (Fig. 1a) in a rotating frame is written in the form

$$H = \begin{pmatrix} 0 & \Omega_1 & \Omega_2 \\ \Omega_1 & \delta_1 & 0 \\ \Omega_2 & 0 & \delta_2 \end{pmatrix}, \quad (1)$$

where Ω_1 (Ω_2) denotes a laser-induced Rabi frequency which couples basis states $|A\rangle$ with $|B\rangle$ ($|A\rangle$ with $|C\rangle$), and δ_1 (δ_2) is the detuning of the corresponding laser 1 (2). A dark state $\cos\theta|B\rangle - \sin\theta|C\rangle$ ($\tan\theta = \Omega_1/\Omega_2$) arises as one of the eigenstates of the Hamiltonian given by Eq. (1) if the Raman resonant condition $\delta_1 = \delta_2$ is satisfied. By applying two laser pulses in so-called counter-intuitive order so that θ changes from 0 to $\pi/2$, the dark states smoothly evolve from $|B\rangle$ into $|C\rangle$. This process is well-known as stimulated Raman adiabatic passage (STIRAP)^{4–6}, and has been an important technique for robust population transfer between two atomic/molecular states.

Natural interests arise for a special case that the states of interest represent a matter wave of a quantum particle and the initial and the final states are spatially well isolated. Such processes, named spatial adiabatic passage (SAP), offer paradoxical transport without transit^{7,8} where matter waves are transported without populating the intermediate spatial region. Since the concept of SAP was introduced in the context of quantum dots^{9,10} and cold atoms¹¹, it has continuously attracted theoretical interests and various possibilities of its application have been discussed¹². Generalized to two-dimensions, the SAP technique also enables preparation of states with angular momentum^{13,14}. It is also interesting to consider the case of interacting many-body systems such as Bose–Einstein condensates^{7,15,16}.

Highly controllable and flexible systems of cold atoms are suitable to realize SAP and the above-mentioned applications. Especially, optical lattices provide many sophisticated methods in manipulating cold atoms and both adiabatic and nonadiabatic technique have been developed. The use of multiple sublattices enables us to prepare a variety of excited states, which can be applied to, for example, detect sublattice populations^{17,18} and even create Bose condensate in higher lattice orbitals^{19,20}. Note that classical waves traveling through coupled waveguides are known to obey coupled mode equations²¹ which are mathematically equivalent to Eq. (1) and SAP correspondence was demonstrated²². However, the original concept, SAP with matter waves of a quantum particle has not been realized.

In the following, we report on the successful realization of SAP by adiabatic control of matter-wave tunneling in an optical lattice. A key for the realization of SAP is the existence of dark eigenstates. Interestingly, dark states also arise in eigenstates for a particle moving in a special kind of lattice structures. Our lattice consists of three sublattices (A , B , and C shown in Fig. 1b), forming a Lieb lattice. It is convenient to take plane waves on each sublattice $|\mathbf{q}, A\rangle$, $|\mathbf{q}, B\rangle$, and $|\mathbf{q}, C\rangle$ with a momentum \mathbf{q} as a basis set. The existence of nearest-neighbor tunneling J_{AB} and J_{AC} induces coupling among these basis states given by $T_{AB}(\mathbf{q}) = -2J_{AB}\cos(q_x d/2)$ and $T_{AC} = -2J_{AC}\cos(q_z d/2)$. The resulting Hamiltonian can be written as a 3×3 matrix form

$$H = \sum_{\mathbf{q}} H_{\mathbf{q}}, \quad H_{\mathbf{q}} = \begin{pmatrix} E_A & T_{AB}(\mathbf{q}) & T_{AC}(\mathbf{q}) \\ T_{AB}(\mathbf{q}) & E_B & 0 \\ T_{AC}(\mathbf{q}) & 0 & E_C \end{pmatrix}. \quad (2)$$

Now the analogy to a Λ -type system (1) is obvious: momentum-dependent couplings play a role of Rabi couplings in a three-level system and detunings can be mimicked by energy offsets E_A , E_B , and E_C of each sublattice. All these parameters can be controlled by changing the lattice depth along each direction, which enables us to realize a coherent scheme to transport atoms among these sublattices. Our SAP technique with optical lattice provides an effective way to adiabatically prepare atoms in higher orbitals, which is potentially applicable to a certain class of lattice structures with a dark energy band.

Results

Experimental realization. Our experimental setup is similar to that described in refs. 23,24. In brief, an optical Lieb lattice is (Fig. 1c) created by the combination of a 2D staggered superlattice with $d/2 = 266$ nm spacing and a diagonal lattice with $\sqrt{2} \times 266$ nm periodicity. The resulting potential $V(\mathbf{x})$ is given by $V(\mathbf{x})/E_R = -s_{\text{short}}^{(x)} \cos^2(2\pi x/d) - s_{\text{short}}^{(z)} \cos^2(2\pi z/d) - s_{\text{long}}^{(x)} \cos^2(\pi x/d) - s_{\text{long}}^{(z)} \cos^2(\pi z/d) - s_{\text{diag}} \cos^2[2\pi(x-z)/d + \psi]$, where $E_R = \hbar^2/2m(\pi d)^2$ is the recoil energy for the long lattice. Below we specify a lattice potential by s -parameters $s =$

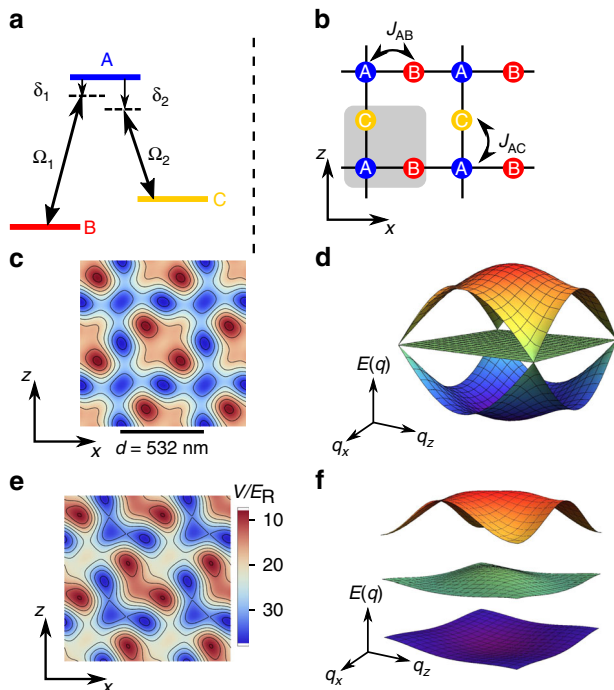


Fig. 1 Illustration of the physical system. **a** A Λ -type three level system. Rabi frequencies Ω_1 , Ω_2 , and detunings δ_1 , δ_2 are shown. **b** A Lieb lattice. The gray shaded region indicates one of unit cells. **c** Potential landscape of an optical Lieb lattice. **d** Energy band structure of the Lieb lattice with no distortion, calculated in the tight-binding limit. **e** A distorted Lieb lattice potential. Shown is the case of $\psi = (1/2 + 0.11)\pi$ and $s = [(8, 8), (8, 8), 14]$, which is used in Fig. 2a. **f** Energy bands of the Lieb lattice with distortion. If the phase of the diagonal lattice is shifted, band gaps become large and the Dirac cone disappears.

$[(s_{\text{short}}^{(x)}, s_{\text{short}}^{(z)}), (s_{\text{long}}^{(x)}, s_{\text{long}}^{(z)}), s_{\text{diag}}]$ and the relative phase of the diagonal lattice ψ . Basically, tunneling amplitudes are determined by the depths of short lattices ($s_{\text{short}}^{(x)}, s_{\text{short}}^{(z)}$) and the other lattice depths are responsible for the energy offsets $E_A, E_B,$ and E_C . In our experiment, we use fermionic ^{171}Yb with a small scattering length -0.14 nm to avoid interaction effects. The use of fermions introduces a complexity arising from the finite momentum spread due to the Pauli principle. In the absence of interactions and harmonic confinement, the dynamics conserves quasimomentum and states initially having well-defined quasimomentum \mathbf{q} evolve within a subspace spanned by three plane waves $|\mathbf{q}, A\rangle, |\mathbf{q}, B\rangle,$ and $|\mathbf{q}, C\rangle$.

Adiabaticity of a process associated with a certain momentum is governed by the band gaps among the corresponding eigenstates. This implies that, for a Lieb lattice, adiabaticity cannot be maintained around the corner of the Brillouin zone where a Dirac cone exists (Fig. 1d). To overcome this problem, we slightly deform the lattice structure by shifting the phase from an isotropic condition $\psi = \pi/2$. The effectiveness of this scheme can be understood from the potential landscape shown in Fig. 1e. The deformation reduces the inter-unit-cell tunneling, therefore each cell becomes more like an isolated triple well. As a result, the momentum dependence of the dispersion curves is reduced and the Dirac cone is eliminated as shown in Fig. 1f. Mathematically, this modifies the coupling term as $\mathcal{T}_{AC} \rightarrow e^{iq_z d/2}(J_{AC} + \delta J) + e^{-iq_z d/2}(J_{AC} - \delta J)$ (similar change applies for \mathcal{T}_{AB}), where δJ denotes the imbalance between inter- and intra-unit-cell tunneling. For $\delta J = 0$, \mathcal{T}_{AC} along the Brillouin zone boundary ($q_z d = \pi$) vanishes throughout the process. Introduction of $\delta J \neq 0$ can also suppress the breakdown of transport along this line.

Spatial adiabatic passage. A matter-wave analogue of a STIRAP in the Lieb lattice is to transport atoms between two sublattices (B and C) by a counter-intuitive temporal change of tunneling amplitudes. Throughout this process, the intermediate sublattice A is not populated because the state adiabatically follows a dark state $\cos\theta_{\mathbf{q}}|\mathbf{q}, B\rangle - \sin\theta_{\mathbf{q}}|\mathbf{q}, C\rangle$, with $\tan\theta_{\mathbf{q}} = \mathcal{T}_{AB}(\mathbf{q})/\mathcal{T}_{AC}(\mathbf{q})$. First we load a sample of 1.2×10^4 atoms at a temperature as low as 0.3 of the Fermi temperature into the optical Lieb lattice. In the loading stage, the potential on a B -sublattice is made much deeper than those of the others ($s = [(27.7, 0), (0, 16), 14]$) to ensure that the initial state is only populated by B . After that, we quickly change the lattice depths to $[(38.9, 3.8), (8, 8), 14]$ in $10 \mu\text{s}$. This is a starting point of SAP process, where the tunneling J_{AB} is much smaller than J_{AC} . To achieve a high tunneling rate, overall lattice depths are set relatively shallow, leading to an unwanted direct tunneling J_{BC} . We suppress J_{BC} by increasing the diagonal lattice depth beyond the equal-offset condition, i.e., $E_A > E_B = E_C$. As long as the two-photon resonance condition $E_B = E_C$ is maintained, the dark state persists and SAP can be accomplished. We adiabatically sweep the lattice depths toward another limiting configuration $[(3.8, 38.9), (8, 8), 14]$, passing through the intermediate point $[(8, 8), (8, 8), 14]$ corresponding to the potential shown in Fig. 1c. The time evolution during this process is monitored by mapping sublattice populations onto band populations followed by a standard band mapping technique^{23,24}. The obtained time-of-flight images suffer from the blurring of the Brillouin zone boundaries due to unavoidable nonadiabaticity of the band mapping procedure and a harmonic confinement of the system. For a quantitative analysis of sublattice populations, we take a set of basis images in which all atoms reside on a specific sublattice and determine sublattice occupancies by projecting images onto each basis. Figure 2a shows the time evolution of sublattice occupancies $N_A, N_B,$ and N_C during the SAP process.

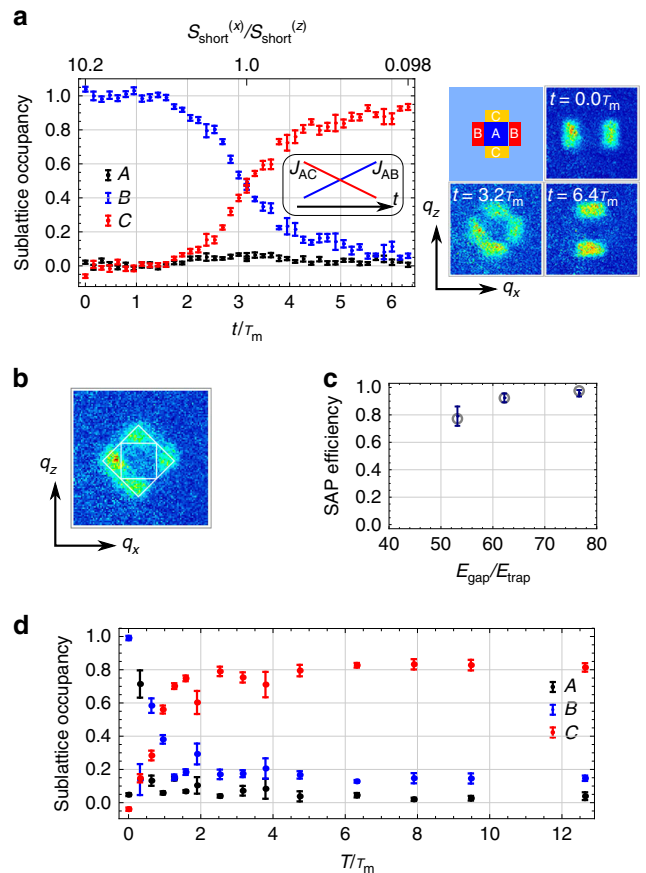


Fig. 2 Realization of spatial adiabatic passage. **a** Time evolution of sublattice occupancies $N_A, N_B,$ and N_C during a SAP process. Time is rescaled by $\tau_m = 0.63$ ms. Samples of absorption images of Yb atoms taken in the experiment are also shown in the right hand side, corresponding the distribution at the initial ($t = 0.0\tau_m$), half ($t = 3.2\tau_m$), and final stage ($t = 6.4\tau_m$) of the process. Inset shows the temporal change of the coupling parameters. Error bars represent standard deviation. **b** Band-mapping image at the half point of the SAP process (**a**). Boundaries for the first and second Brillouin zone are indicated by white lines. **c** Dependence of SAP efficiency on the ratio $E_{\text{gap}}/E_{\text{trap}}$. The gray circles represent the theoretical estimation with trap. Error bars represent standard deviation. **d** Adiabaticity of the SAP process. Sublattice occupancies after SAP are shown as a function of total sweep time T . Slightly low SAP efficiency compared to that in (**a**) is attributed to the instability of the lattice phase ψ . Error bars represent standard deviation.

The time scale is renormalized by $\tau_m = 2\pi\hbar/E_{\text{gap}}$ where E_{gap} is the energy gap averaged over entire Brillouin zone at the half point of the process. Important features specific to SAP are well reproduced: initial population on the B -sublattice, N_B , is smoothly transferred into N_C , but N_A does not show increase throughout the process. From the final population we evaluate the efficiency of the process to be $E = [N_C(T) - N_C(0)]/N_B(0) = 0.95(2)$, where the specified uncertainty is statistical. Note that the estimated SAP efficiency includes an uncertainty of $\sim 10\%$, originated from the detection method (see Methods). During the SAP process the state is certainly following the dark state as one can see in the direct band-mapping image shown in Fig. 2b. Here, the quasi-momentum distribution in the lattice is revealed instead of the sublattice distributions shown in Fig. 2a. The concentration of the atomic distribution inside the second Brillouin zone indicates the state is kept in the second, flat energy band which consists of the dark states. Usually, occupation of a certain energy band is

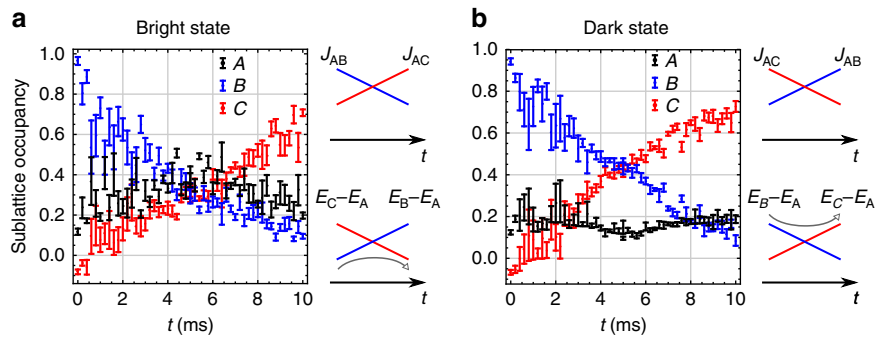


Fig. 3 Bright vs. dark state transport. **a** Transport from the *B*- to *C*-sublattice through the bright state. A schematic of the temporal change of the coupling constants is also shown in the right hand side. **b** Transport through the dark state. After loading to the *B*-sublattice, we exactly reverse the potential sweep applied in **a**. Error bars represent standard deviation.

accomplished by filling up all lower bands. The above SAP process provides an efficient way to prepare a nonequilibrium many-body state in which all fermions reside on the flat band of the Lieb lattice and the other bands are empty.

In our system, the SAP efficiency is limited by the existence of a trap-induced harmonic confinement. This causes inhomogeneity of energy offsets, especially around the edge of an atomic cloud. We change the ratio of E_{gap} to $E_{\text{trap}} = m\omega^2 d^2/2$ with ω denoting the mean trap frequency on x - z plane, and monitor the change of SAP efficiency. As seen in Fig. 2c, the trap reduces the SAP efficiency. The behavior is well reproduced by the theoretical calculations, in which we simulate the process with an artificial detuning of $0.2E_R$ equivalent to the typical potential gradient caused by the trap.

We examine adiabaticity of the SAP process by changing a total sweep time T (Fig. 2d). As naively expected, for $T/\tau_m \lesssim 1$, adiabaticity is broken and significant populations in *A* and *B* are observed. Once the adiabatic condition is fulfilled for large T/τ_m , the final state is kept almost constant, with a large population in *C* regardless of T . This behavior is characteristic to a robust adiabatic process, in contrast to Rabi oscillations driven by a direct tunneling coupling.

Bright state transport. In atomic three-level systems on the one hand, an intermediate $|A\rangle$ state generally suffers from significant loss due to spontaneous emission. One of the advantages for STIRAP is that the loss through $|A\rangle$ state can be avoided by keeping the dark state. On the other hand, SAP with cold atoms does not suffer from any losses through intermediate states, which enables us to perform efficient transport through bright states where $|A\rangle$ is significantly populated. We design an intuitive potential sweep for this bright state transport for the optical Lieb lattice. The sweep $[(25, 30), (7.6, 8.4), 14] \rightarrow [(8, 8), (8, 8), 14] \rightarrow [(30, 25), (8.4, 7.6), 14]$ involves not only $s_{\text{short}}^{(x,z)}$ (tunneling) but also $s_{\text{long}}^{(x,z)}$ (detuning) to improve the transport efficiency. Figure 3a shows the resulting time evolution during this sweep. Due to the requirement of minimizing unwanted excitations at the beginning of the sweep, initial localization on *B* is not perfect in this experiment. However, the nature of the bright state transport is clearly visible as the increase of N_A around the half point. As a reference, we also perform a counter-intuitive scheme under the same condition. In Fig. 3b we start with a sample localized on *B*, but apply the potential sweep in a time-reversed way compared with that of Fig. 3a to transport atoms through the dark state. This scheme is essentially equivalent to the SAP process demonstrated in the previous section, except that the state does not always remain dark because $E_B - E_C$ changes during sweep.

Similar performance of transport efficiency is obtained, but the behavior around the half point of the process is qualitatively different. At this point, the state becomes exactly dark and the N_A certainly shows its minimum, in contrast to the bright state transport. The feasibility of accessing both bright and dark state transfer manifests the flexibility of our system in quantum state engineering.

Autler-Townes doublet. Electromagnetically induced transparency (EIT)²⁵ is also an important process in a three-level system. In an EIT experiment, there is strong optical coupling between *A* and *C* which causes splitting of the $B \rightarrow A$ transition by the Rabi frequency, known as Autler-Townes doublet²⁶. As a result, the state *B* becomes transparent for laser light driving the $B \rightarrow A$ transition at a frequency region between the doublet.

To investigate a matter-wave analogue of EIT physics, we carry out a measurement similar to a pump-probe experiment, as depicted in Fig. 4a. As before, we first prepare an initial state localized on *B*. Then we allow weak tunneling coupling J_{AB} ($\sim 0.1E_R$) and after a fixed time, a fraction of atoms that tunneled into *A* or *C* is measured. Figure 4b shows a set of tunneling spectra. In each spectrum we scan the detuning $s_{\text{long}}^{(x)}$ which determines the energy difference $E_B - E_A (=E_B - E_C)$. As we increase the coupling J_{AC} (decrease $s_{\text{short}}^{(z)}$), the spectrum drastically changes: for negligible J_{AC} , we can observe a single peak corresponding to $B \rightarrow A$, whereas a clear doublet structure appears for $J_{AC} \gg J_{AB}$. The double peaks originate from tunnelings to $A + C$ and $A - C$ orbitals which are separated by the amplitude of tunneling coupling J_{AC} . The overall shift of the spectrum is caused by the change of the short lattice depth $s_{\text{short}}^{(z)}$. While the short lattice creates the same potential curve for all sublattices, its effect on E_A , E_B , and E_C slightly differs depending on the configuration of other lattices. We estimate the shift of zero-point energy by a harmonic approximation. Whereas it fails to predict the position of resonance center, the tendency of the shift is well captured. In this experiment, the system can be regarded as weakly coupled two lattices: *B* and *AC*. The former is almost dispersionless and the latter has strong dispersion if J_{AC} is large. For the data with the largest splitting, the band width of the *AC* lattice amounts to $1.5E_R$, which is comparable to the observed linewidth. In principle, the lineshape has information of the density of states in the *AC* lattice. However, in the current setup, the detailed structure has been smoothed out by inhomogeneity of the trap ($< 0.2E_R$). In addition, the technical instability of the relative phase ψ also affects the spectrum: it causes the fluctuations of the peak center and results in the large error bars in the data with small J_{AC} .

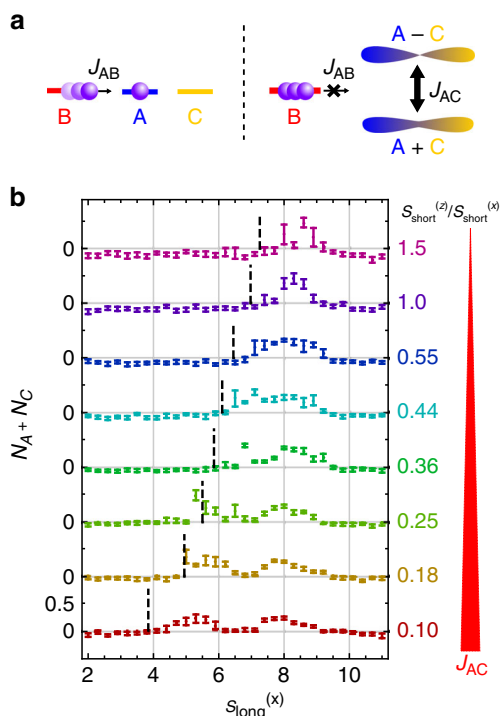


Fig. 4 Analogue EIT experiment. **a** Schematic of the experiment. (left) In the absence of J_{AC} , the weak tunneling coupling J_{AB} results in a fraction of atoms in A. (right) In the presence of strong J_{AC} , tunneling only occurs when the energy resonates to bonding $A + C$ or antibonding $A - C$ orbitals, split by coupling J_{AC} . **b** Tunneling spectrum after a hold time of 1.8 ms, at the lattice depths of $[(40, s_{\text{short}}^{(z)}), (s_{\text{long}}^{(x)}, 9.5)]$ with $\psi = (1/2 + 0.07)\pi$. Fraction of atoms which tunnel from the B-sublattice is shown. Vertical dashed lines show the rough estimation of the points where $E_A = E_B$ is satisfied, based on a harmonic approximation of the lattice potential. Error bars represent standard deviation.

In a typical EIT spectrum, a sharp dip can be observed even when the doublet splitting is smaller than the natural linewidth. This implies occurrence of coherent population trapping (CPT)²⁷ of a dark eigenstate. In the case of our system with no loss mechanism, CPT does not occur and hence a sharp EIT dip does not appear. However, the observed behavior exactly corresponds to a pump-probe detection of Autler-Townes doublet which is commonly observed in atom-field systems. As a future direction, it is interesting to introduce site-dependent loss (by e.g., high-resolution laser spectroscopy) and study CPT and related phenomena.

Discussion

The three-sublattice structure of the Lieb lattice has remarkable analogy to Λ -type three level systems in quantum optics. By using this analogy and dynamical controllability of tunneling amplitudes, spatial adiabatic passage between two sublattice eigenstates was performed. We also observed a matter-wave analogue of Autler-Townes doublet in a tunneling process from a sublattice into a strongly coupled pair of sublattices. The demonstrated techniques are useful to prepare exotic many body states in optical lattices. For example, at the half point of the SAP process in the Lieb lattice, all atoms are located on the flat band. This might be a general scheme applicable to other lattices with flat bands. Involving higher lattice orbitals is also interesting in connection with generation of angular momentum studied in ref. 14. In addition, recent advances in fine potential engineering²⁸

combined with site-resolved imaging of lattice gases²⁹ will greatly enlarge the application of SAP in cold atomic systems.

Methods

Sample preparation. A quantum degenerate gas of ^{171}Yb is produced by sympathetic evaporative cooling with fermionic ^{173}Yb , in a crossed dipole trap operating at 532 nm³⁰. After evaporation, remaining ^{173}Yb atoms are cleaned up by illuminating resonant laser light on the $^1S_0 \leftrightarrow ^3P_1 (F=7/2)$ transition. All the data presented in the main text are taken with spin unpolarized samples.

Optical Lieb lattice. Our optical Lieb lattice consists of a short square lattice operating at a wavelength of 532 nm, a long square lattice at 1064 nm and a diagonal lattice at 532 nm. The lattice beams for two square lattices are retro-reflected by common mirrors. Therefore the relative phases between these lattices are determined by the relative frequencies between the short and long laser beams, which are actively stabilized to realize the staggered lattice configuration. The relative phase ψ of the diagonal lattice is stabilized by a Michelson interferometer and the uncertainty is estimated to be 0.02π during a typical measurement time²³.

Sublattice occupation measurement. To project sublattice occupations onto band occupations, the lattice potential is suddenly changed into $s = [(20, 20), (8, 8), 0]$. Without the diagonal lattice, the x and z directions are decoupled and atoms in B (C) sublattice are mapped onto the first excited band of the x (z) direction. Followed by the band mapping technique, atoms distribute over the $(1 + 1)$ dimensional Brillouin zone with the one-to-one correspondence to sublattice occupancies (N_A, N_B , and N_C).

To analyze data, we fit an empirical model function $F(q_x, q_z) = N_A f_A(q_x, q_z) + N_B f_B(q_x, q_z) + N_C f_C(q_x, q_z) + b$ with taking N_A, N_B, N_C and the background level b as free parameters. Here, the basis functions f_A, f_B, f_C are constructed by averaging more than ten absorption images under the condition that almost all atoms localize on a sole sublattice.

SAP efficiency. The limitation of above occupation measurement is that the Wannier functions for the detection basis $s = [(20, 20), (8, 8), 0]$ do not perfectly coincide with those for the other lattice configurations. Therefore sudden change to the detection basis causes ~10% of atoms excited to the higher bands, which will not be properly analyzed. In designing the SAP sequence, we optimize the SAP efficiency calculated within the subspace spanned by the detection basis. In the sequence shown in Fig. 2, the efficiency of 98% is predicted without trap inhomogeneity. However, this value itself does not have physically important meaning because of the arbitrariness of the detection basis. Precise evaluation of the SAP efficiency and improving it close to 100% will require more sophisticated routine of designing sequences together with better detection method (such as quantum gas microscope).

Data availability

The datasets are available from the corresponding author on reasonable request.

Received: 9 July 2017; Accepted: 18 December 2019; Published online: 17 January 2020

References

1. Tonomura, A., Endo, J., Matsuda, T., Kawasaki, T. & Ezawa, H. Demonstration of single-electron buildup of an interference pattern. *Am. J. Phys.* **57**, 117–120 (1989).
2. Jaklevic, R. C., Lambe, J., Silver, A. H. & Mercereau, J. E. Quantum interference effects in Josephson tunneling. *Phys. Rev. Lett.* **12**, 159–160 (1964).
3. Muller, H., Peters, A. & Chu, S. A precision measurement of the gravitational redshift by the interference of matter waves. *Nature* **463**, 926–929 (2010).
4. Kuklinski, J. R., Gaubatz, U., Hioe, F. T. & Bergmann, K. Adiabatic population transfer in a three-level system driven by delayed laser pulses. *Phys. Rev. A* **40**, 6741–6744 (1989).
5. Gaubatz, U., Rudecki, P., Schiemann, S. & Bergmann, K. Population transfer between molecular vibrational levels by stimulated Raman scattering with partially overlapping laser fields. A new concept and experimental results. *J. Chem. Phys.* **92**, 5363–5376 (1990).
6. Bergmann, K., Theuer, H. & Shore, B. W. Coherent population transfer among quantum states of atoms and molecules. *Rev. Mod. Phys.* **70**, 1003–1025 (1998).
7. Rab, M. et al. Spatial coherent transport of interacting dilute Bose gases. *Phys. Rev. A* **77**, 061602 (2008).

8. Benseny, A., Bagudà, J., Oriols, X. & Mompert, J. Need for relativistic corrections in the analysis of spatial adiabatic passage of matter waves. *Phys. Rev. A* **85**, 053619 (2012).
9. Renzoni, F. & Brandes, T. Charge transport through quantum dots via time-varying tunnel coupling. *Phys. Rev. B* **64**, 245301 (2001).
10. Greentree, A. D., Cole, J. H., Hamilton, A. R. & Hollenberg, L. C. L. Coherent electronic transfer in quantum dot systems using adiabatic passage. *Phys. Rev. B* **70**, 235317 (2004).
11. Eckert, K. et al. Three-level atom optics via the tunneling interaction. *Phys. Rev. A* **70**, 023606 (2004).
12. Menchon-Enrich, R. et al. Spatial adiabatic passage: a review of recent progress. *Rep. Prog. Phys.* **79**, 074401 (2016).
13. McEndoo, S., Croke, S., Brophy, J. & Busch, T. Phase evolution in spatial dark states. *Phys. Rev. A* **81**, 043640 (2010).
14. Menchon-Enrich, R., McEndoo, S., Mompert, J., Ahufinger, V. & Busch, T. Tunneling-induced angular momentum for single cold atoms. *Phys. Rev. A* **89**, 013626 (2014).
15. Graefe, E. M., Korsch, H. J. & Witthaut, D. Mean-field dynamics of a Bose-Einstein condensate in a time-dependent triple-well trap: nonlinear eigenstates, Landau-Zener models, and stimulated Raman adiabatic passage. *Phys. Rev. A* **73**, 013617 (2006).
16. Rab, M., Hayward, A. L. C., Cole, J. H., Greentree, A. D. & Martin, A. M. Interferometry using adiabatic passage in dilute-gas Bose-Einstein condensates. *Phys. Rev. A* **86**, 063605 (2012).
17. Sebby-Strabley, J. et al. Preparing and probing atomic number states with an atom interferometer. *Phys. Rev. Lett.* **98**, 200405 (2007).
18. Lee, P. J. et al. Sublattice addressing and spin-dependent motion of atoms in a double-well lattice. *Phys. Rev. Lett.* **99**, 020402 (2007).
19. Wirth, G., Olschlager, M. & Hemmerich, A. Evidence for orbital superfluidity in the p-band of a bipartite optical square lattice. *Nature Phys.* **7**, 147–153 (2011).
20. Olschlager, M., Wirth, G., Kock, T. & Hemmerich, A. Topologically induced avoided band crossing in an optical checkerboard lattice. *Phys. Rev. Lett.* **108**, 075302 (2012).
21. Hardy, A. & Streifer, W. Coupled mode theory of parallel waveguides. *J. Lightw. Technol.* **3**, 1135–1146 (1985).
22. Menchon-Enrich, R., Llobera, A., Cadarso, V. J., Mompert, J. & Ahufinger, V. Adiabatic passage of light in CMOS-compatible silicon oxide integrated rib waveguides. *IEEE Photonics Technol. Lett.* **24**, 536–538 (2012).
23. Taie, S. et al. Coherent driving and freezing of bosonic matter wave in an optical Lieb lattice. *Science Adv.* **1**, e1500854 (2015).
24. Ozawa, H., Taie, S., Ichinose, T. & Takahashi, Y. Interaction-driven shift and distortion of a flat band in an optical Lieb lattice. *Phys. Rev. Lett.* **118**, 175301 (2017).
25. Boller, K.-J., Imamoğlu, A. & Harris, S. E. Observation of electromagnetically induced transparency. *Phys. Rev. Lett.* **66**, 2593–2596 (1991).
26. Autler, S. H. & Townes, C. H. Stark effect in rapidly varying fields. *Phys. Rev.* **100**, 703–722 (1955).
27. Arimondo, E. V coherent population trapping in laser spectroscopy. Vol. 35 *Progress in Optics*, 257–354 (Elsevier, 1996).
28. Liang, J., Rudolph, N., Kohn, J., Becker, M. F. & Heinzen, D. J. High-precision laser beam shaping using a binary-amplitude spatial light modulator. *Appl. Opt.* **49**, 1323–1330 (2010).
29. Bakr, W. S., Gillen, J. I., Peng, A., Fölling, S. & Greiner, M. A quantum gas microscope for detecting single atoms in a Hubbard-regime optical lattice. *Nature* **462**, 74–77 (2009).
30. Taie, S. et al. Realization of a $SU(2) \times SU(6)$ system of fermions in a cold atomic gas. *Phys. Rev. Lett.* **105**, 190401 (2010).

Acknowledgements

We thank, T. Busch, J. Mompert, A. Greentree, and V. Nesterenko for stimulating the discussions, and H. Shiotsu for the experimental help. This work was supported by the Grant-in-Aid for Scientific Research of JSPS (Nos. JP25220711, JP26247064, JP16H00990, JP16H01053, JP17H06138, JP18H05405, and JP18H05228), the Impulsing Paradigm Change through Disruptive Technologies (ImPACT) program, JST CREST (No. JPMJCR1673), and MEXT Quantum Leap Flagship Program (MEXT Q-LEAP) Grant No. JPMXS0118069021. H.O. acknowledges support from JSPS Research Fellowships.

Author contributions

S.T., T.I. and H.O. carried out the experiment. S.T. and T.I. performed the theoretical estimation and analyzed the data. Y.T. supervised the whole project. All authors contributed in discussing the results and in preparing paper.

Competing interests

The authors declare no competing interests.

Additional information

Correspondence and requests for materials should be addressed to S.T.

Peer review information *Nature Communications* thanks the anonymous reviewers for their contribution to the peer review of this work.

Reprints and permission information is available at <http://www.nature.com/reprints>

Publisher's note Springer Nature remains neutral with regard to jurisdictional claims in published maps and institutional affiliations.



Open Access This article is licensed under a Creative Commons Attribution 4.0 International License, which permits use, sharing, adaptation, distribution and reproduction in any medium or format, as long as you give appropriate credit to the original author(s) and the source, provide a link to the Creative Commons license, and indicate if changes were made. The images or other third party material in this article are included in the article's Creative Commons license, unless indicated otherwise in a credit line to the material. If material is not included in the article's Creative Commons license and your intended use is not permitted by statutory regulation or exceeds the permitted use, you will need to obtain permission directly from the copyright holder. To view a copy of this license, visit <http://creativecommons.org/licenses/by/4.0/>.

© The Author(s) 2020