

Title: Decline in oral antimicrobial prescription in the outpatient setting after nationwide implementation of financial incentives and provider education: an interrupted time-series analysis

Author names:

Kazuaki Jindai, MD, MPH^{1,2}

Takahiro Itaya, RN, MPH¹

Yusuke Ogawa, MD, MPH, PhD¹

Tsukasa Kamitani, RPT, DrPH³

Shunichi Fukuhara, MD, DMSc^{4,5,6}

Michihiko Goto, MD, MSCI^{7,8,*}

Yosuke Yamamoto, MD, PhD^{1,*†}

Affiliation:

¹ Department of Healthcare Epidemiology, School of Public Health, Kyoto University, Japan;

² Department of Virology, Tohoku University Graduate School of Medicine, Japan;

³ Section of Education for Clinical Research, Kyoto University Hospital, Japan;

⁴ Section of Clinical Epidemiology, Department of Community Medicine, Kyoto University,

Japan; ⁵ Center for Innovative Research for Communities and Clinical Excellence,

Fukushima Medical University, Japan; ⁶ Shirakawa STAR for General Medicine, Fukushima

Medical University, Japan; ⁷ Iowa City VA Medical Center, US; ⁸ Division of Infectious

Diseases, Department of Internal Medicine, University of Iowa Carver College of Medicine,

US

*Co-last authors

†Corresponding author

Address: Yoshida-Konoecho, Sakyo-ku, Kyoto-city, Kyoto, 606-8501, Japan

Tel: +75-753-4646, Fax: +75-753-4644

E-mail address: yamamoto.yosuke.5n@kyoto-u.ac.jp

Running title: Outpatient antimicrobial stewardship

Key words: antimicrobial stewardship, incentive, public health measure, antimicrobial resistance

Abstract

Objectives: To assess the impact of nationwide outpatient antimicrobial stewardship interventions in the form of financial incentives for providers and provider education when antimicrobials are deemed unnecessary for uncomplicated respiratory infections and acute diarrhea.

Methods: We used a large claims database from April 2013 through March 2020 and performed a quasi-experimental, interrupted time-series analysis. The outcome of interest was oral antimicrobial prescription rates defined as the number of monthly antimicrobial prescriptions divided by the number of outpatient visits each month. This study examined the effects of financial incentive to providers (targeted prescriptions for those aged ≤ 2 years) and provider education (targeted prescriptions for those aged ≥ 6 years) on the overall antimicrobial prescription rate and how these interventions affected different age groups before and after implementations.

Results: The study period saw a total of 21,647,080 oral antimicrobials prescribed to 2,920,381 unique outpatients. At baseline, prescription rates for all age groups revealed a downward trend throughout the study period. Immediately after the financial incentive implementation, substantial reductions in prescription rates were observed among only those aged 0–2 years (-47.5 prescriptions per 1000 clinic visits each month; 95% confidence interval, -77.3 to -17.6 ; $P = 0.003$), whereas provider education immediately reduced prescription rates in all age groups uniformly. These interventions did not affect the long-term trend for any age group.

Conclusions: Results suggest that the nationwide implementation of financial incentives and provider education had immediate effect on the antimicrobial prescription but no long-term effect.

INTRODUCTION

Antimicrobial resistance (AMR) became a global concern since the World Health Assembly endorsed the Global Action Plan on Antimicrobial Resistance in 2015. Afterward, the Japanese government released its strategy in addressing antimicrobial resistance, called the “National Action Plan on AMR (2016–2020)” in 2016.¹ It aimed at reducing both the proportion of antimicrobial-resistant organisms and the volume of antimicrobial use.

Interventions aimed at outpatient clinic health care providers are crucial for reducing overall antimicrobial usage, with oral antimicrobials accounting for >90% of antimicrobials prescribed over the past decade in Japan.^{2,3} However, the most effective interventions or combinations that persistently reduce the number of antimicrobial use in the outpatient setting are yet to be found. Similar to that in the United States and European countries, most antimicrobials prescribed for acute respiratory tract infection (ARTI) and acute gastroenteritis were deemed unnecessary.^{4,5} In addition, young patients, particularly those aged ≤ 15 years, are prescribed more antimicrobials than are adults,³ which emphasizes the need for age-specific interventions aimed at improving the prescription of antimicrobials across each age group. The Japanese government has accordingly established a range of antimicrobial stewardship interventions for health care providers in outpatient settings where oral antimicrobials are often prescribed.

One such intervention, introduced in April 2018, was the financial incentive that enabled providers to claim additional fees when they conducted both education and shared decision-making with the parents of children aged ≤ 2 years for uncomplicated ARTIs and acute diarrhea.⁶ This intervention was followed by an educational intervention for providers through the publication of guidance about antimicrobial prescribing that also promoted judicious outpatient use of antimicrobials in ≥ 6 -year-old outpatients.⁷ Several countries have adopted financial incentives provided directly to providers or indirectly to community centers

geared towards reducing antimicrobial use in outpatient settings,^{8,9} although a paucity in data exist regarding how financial incentives aimed at promoting patient education and shared decision-making could impact overall antimicrobial prescription.

The objective of this study, therefore, was to examine the relationship between financial incentives and oral antimicrobial prescription rates in outpatient settings across each age group, with the use of a large claims database. In addition, it is plausible that the educational intervention for providers that targeted different age groups, published 10 months before the financial incentive implementation, impacted the outpatient oral antimicrobial prescription practice; hence, we also analyzed this effect.

MATERIALS AND METHODS

Data source

Data from April 1, 2013, to March 31, 2020, were obtained from the JMDC Claims Database (JMDC Inc., Tokyo, Japan),¹⁰ an epidemiological receipt database that has accumulated receipts and medical examination data from multiple health insurance associations since 2005. This database contains approximately 7.3 million corporate employees and their dependents, representing around 5% of the Japanese population. Demographic data, consultation data, prescription data, and facility data were collected. Additional details on the JMDC Claims Database methods and data collection are described elsewhere.^{10,11} This database has been used widely in various fields of epidemiological research, including infectious diseases and pharmacoepidemiology of antimicrobial use.^{12,13} This study was approved by the institutional review board of Kyoto University, who waived the need for consent given that this study involved secondary data analysis of publicly available and anonymously processed data.

Database development

We first identified all health insurance associations registered in the JMDC database during the Japanese fiscal year 2013 (April 1, 2013, to March 31, 2014). Then, we included all antimicrobials prescribed and dispensed from April 1, 2013, to March 31, 2020, derived from the aforementioned health insurance associations. We used the World Health Organization's Anatomical Therapeutic Chemical classification to identify antimicrobials for systemic use (code J01; Supplemental Table 1).¹⁴ Individuals with missing values for one or more components of the dispensed date or date of birth were excluded. Then, parenteral and topical antimicrobials were excluded. Finally, inpatient oral antimicrobial prescription was excluded; as a result, oral antimicrobials were retained. Demographic data, including age, gender, and facility where antimicrobial agents were prescribed, were obtained.

Study design

To assess the effect of the interventions, we used a quasi-experimental interrupted time-series analysis.¹⁵ We analyzed data on oral antimicrobial prescription rates among children aged ≤ 2 years because the incentive targeted prescriptions primarily for patients at those ages. We also analyzed data on patients of different age groups: namely, children aged 3–5 and 6–18 years and adults aged ≥ 19 years. Antimicrobial prescriptions among children > 2 years of age and adults were not subject to the intervention, although they were in the same communities during the study period.

The primary outcome was the oral antimicrobial prescription rate (i.e., the number of monthly antimicrobial prescriptions divided by the number of outpatient visits in the JMDC database for the respective month). All prescriptions were counted even when the same individuals received multiple antimicrobial prescriptions in a month. In terms of the

denominator, all monthly outpatient clinic visits were determined from JMDC Inc. and stratified according to age group.

Interventions

The primary exposure of interest was the implementation of the financial incentive on April 1, 2018.⁶ This intervention aimed to reduce antimicrobial usage in uncomplicated ARTIs, including the common cold, acute rhinosinusitis, pharyngitis, and acute bronchitis, and in cases of acute diarrhea, including gastroenteritis and enteritis, observed in outpatient settings.⁷ Specifically, this incentive allows outpatient clinic providers to claim an additional fee (¥800/approximately US\$7.3) on the condition that they provide patient education and shared decision-making with the parents of children aged ≤ 2 years without comorbidities when uncomplicated ARTI and acute diarrhea that did not warrant antimicrobial prescription were diagnosed. The provision of education to the providers (e.g., improving patient communication techniques) and audit/feedbacks were left to local levels (such as local medical associations).

In addition, we analyzed an educational intervention that was implemented in June 2017, 10 months before the financial intervention. The government published antimicrobial stewardship guidance, which offered primary care providers not only diagnostic and treatment choices for uncomplicated ARTI and acute diarrhea but also tips for patient-provider communication,^{7,16} whereas the target of this intervention was a healthy population aged ≥ 6 years in outpatient settings. The digest version of the guidance was published to improve the acceptance and utilization of the guidance.¹⁷

Statistical analysis

Segmented linear regression with autoregressive error models was fit to account for baseline trends, autocorrelation, seasonality, and trends before and after the interventions were implemented.^{18,19} The number of antimicrobial prescriptions per 1000 clinic visits each month was the dependent variable. We incorporated times after the financial incentive implementation and the provider education to the model as independent variables to assess the trend changes with the interventions along with the baseline trend. Thereafter, dummy variables for the fulfilments of the interventions were included to allow the model to detect immediate changes secondary to the interventions. To ensure the appropriateness of the models, model diagnostics, such as residual plots and autocorrelation function, were examined, and 95% confidence intervals (CIs) were calculated. We also conducted an analysis in which the two interventions were treated as one bundled intervention, which began in the month when the educational intervention was implemented and ended in the month when the financial incentive was rolled out.

All datasets were merged into a final data set from JMDC Inc. and maintained in BigQuery.²⁰ To perform statistical analyses, we used R version 4.04 (The R foundation for Statistical Computing, Vienna, Austria) and SAS version 9.4 software (SAS Institute, Cary, NC, USA).

RESULTS

Study population demographics

During the study period, data for 84 months were available for analysis: 50 months before and 10 months after the educational intervention and 24 months after the implementation of the financial incentive.

Supplemental Figure 1 details the flow of database development. From April 2013 through March 2020, 21,647,080 unique antimicrobials among 2,920,381 unique outpatients were analyzed in this study. The characteristics of the oral antimicrobials according to fiscal year are summarized in Table 1. Over the seven years of the study, the number of prescribed oral antimicrobials decreased, and the number of outpatient visits was stable. Clinic visits by adults (aged ≥ 19 years) accounted for most of the total clinic visits ($\sim 69\%$), followed by those aged 6–18 years ($\sim 18\%$) and 0–5 years ($\sim 14\%$). After stratifying the total number of antimicrobials according to age group, the proportion of antimicrobials prescribed to adults aged ≥ 19 years accounted for more than half. Moreover, the proportion of antimicrobial prescriptions among adults aged ≥ 19 years trended upwards over the study period, whereas those among younger age groups trended downwards. Health care facilities with 0–19 beds (defined as a clinic in Japan) most frequently prescribed oral antimicrobials ($>90\%$).

Effect of financial incentives on monthly antimicrobial prescription rates according to age group

Antimicrobial prescription rates, that is, monthly antimicrobial prescriptions stratified according to per clinic visits per age group, are detailed in Figure 1 and Table 2. At baseline, the rate for all age groups (0–2, 3–5, 6–18, and ≥ 19 years) revealed a downward trend throughout the study period: -1.8 prescriptions per 1000 clinic visits each month ($P < 0.001$), -2.5 prescriptions per 1000 clinic visits each month ($P < 0.001$), -0.7 prescriptions per 1000 clinic visits each month ($P = 0.044$), and -0.2 prescriptions per 1000 clinic visits each month ($P = 0.337$), respectively (Table 2 and Figure 1).

The slope of the line representing the monthly antimicrobial prescription rate revealed a reduction in the rate among those aged 0–2 years, which were the main target of the intervention, immediately after the incentive was implemented (Figure 1). However, an immediate reduction in prescription rates among other age groups was not observed (Figure

1). Specifically, immediately after financial incentive implementation, a substantial reduction in prescription rates was observed among those aged 0–2 years (–47.5 prescriptions per 1000 clinic visits each month; 95% CI, –77.3 to –17.6; $P = 0.003$; Table 2 and Figure 1). During the post-implementation period, no substantial change in the slope was observed among children aged 0–2 years (–2.8 prescriptions per 1000 clinic visits each month; 95% CI, –7.0 to 1.3; $P = 0.187$). Likewise, a considerable and sustained reduction in antimicrobial prescription rates was not observed among patients aged 3–5 years (–2.2 prescriptions per 1000 clinic visits each month; 95% CI, –7.4 to 3.1; $P = 0.420$), 6–18 years (1.1 prescriptions per 1000 clinic visits each month; 95% CI, –3.0 to 5.1; $P = 0.610$), or ≥ 19 years (–0.9 prescriptions per 1000 clinic visits each month; 95% CI, –3.1 to 1.2; $P = 0.402$).

Effect of provider education on monthly antimicrobial prescription rates according to age groups

As for the effect of provider education, all the age groups showed immediate changes: for patients aged 0–2 year, –46.0 prescriptions per 1000 clinic visits each month (95% CI, –71.1 to –20.9; $P < 0.001$); for patients aged 3–5 years, –57.6 prescriptions per 1000 clinic visits each month (95% CI, –88.8 to –26.5; $P < 0.001$); for patients aged 6–18 years, –28.1 prescriptions per 1000 clinic visits each month (95% CI, –52.4 to –3.7; $P = 0.027$); and for patients aged ≥ 19 years, –13.8 prescriptions per 1000 clinic visits each month (95% CI, –26.7 to –0.8; $P = 0.040$; Table 2 and Figure 1). No slope change was observed in any age group.

Additional analysis

When we treated the two interventions as one intervention, we found immediate changes in all the age groups but no slope change in any age group (Supplemental Table 2 and Supplemental Figure 2).

DISCUSSION

The analysis of a large claim database on oral antimicrobial prescriptions in outpatient settings over seven years revealed that financial incentives to providers for patient education and shared decision-making were associated with an immediate decline in antimicrobial prescription rates among those aged 0–2 years who were targeted by the intervention. The provider education with antimicrobial stewardship guidance immediately reduced the prescription of all age groups uniformly, regardless of the target age group (those aged ≥ 6 years). These interventions are performed for outpatient antimicrobial stewardship. We also found that despite a declining trend before sequential interventions, antimicrobial prescriptions were lower after the interventions than before the interventions. However, we did not observe a long-term downward trend.

Our findings are consistent with those presented in studies assessing financial incentives in different countries. For instance, the UK introduced a national quality premium that provided financial remuneration to clinical commission groups (CCGs) responsible for the health care planning in their region.²¹ Accordingly, CCGs received extra funding when they reduced antimicrobial prescriptions to some extent in the outpatient setting. This initiative impacted antimicrobial prescribing practice in primary care settings, with a sustained reduction in the total and broad-spectrum antimicrobial prescriptions.^{8,22} In Sweden, financial incentives through pay-for-performance had been provided to primary care centers (groups of primary care providers) when they achieved a particular share of narrow-spectrum antimicrobials (i.e., penicillin V) to treat ARTI among children aged 0–6 years.⁹ The intervention resulted in increased use of narrow-spectrum antimicrobials among children with ARTI. Despite previous evaluations on financial incentives in different health care systems, the intervention assessed in the current study was unique. The intervention

compensates providers for not prescribing antimicrobials and spending more time educating their patients on appropriate antimicrobial use. This intervention encourages providers to conduct patient education and shared decision-making, which plays an essential role in improving patient awareness of unnecessary antimicrobials, leading to a future reduction in AMR.

The government of Japan implemented serial policy interventions to reduce oral antimicrobials. As such, guidelines for antimicrobial stewardship in outpatient settings were published in June 2017.^{7,16} The goal of intervention is similar to that of the financial incentive: to reduce antimicrobial use for ARTI and acute diarrhea in outpatient settings. However, the patients targeted for this guideline were those aged ≥ 6 years, which differed from the patients targeted for the financial incentive (i.e., 0–2 years of age). In various antimicrobial stewardship interventions for providers and patients, collateral effects on control groups or unintended populations were not uncommon.^{23,24} Because most primary care providers and pediatricians care for children in all age groups, collateral effects could explain the broader effect of the educational intervention. The implementation of financial incentives, in contrast, had been strictly limited to those aged 0–2 years; therefore, it is unlikely to influence prescription practice on the other age groups. Of note, the Japanese government added children aged 3–5 years to those aged 0–2 years as the targets of financial incentives in April 2020²⁵ (outside the current study period), while revising the guidelines to reinforce illness descriptions among younger children (namely, those aged ≥ 3 months).²⁶ Accordingly, monitoring trends in antimicrobial prescriptions would be valuable in further assessing the effects of interventions. Nevertheless, the financial incentive assessed in this study, as well as the published guidelines, had no sustained effect on antimicrobial prescriptions. As serial interventions were implemented within a relatively short timeframe, (i.e., 10 months after the guidance was published), we conducted additional analysis in which

we treated the two interventions as one. This approach also revealed the immediate change in all age groups but no persistence of this effect. We speculated that the incentives were not paired with other interventions, including ongoing education about rational antimicrobial use, performance feedback, and audits, all of which have been shown to improve the prescription of antimicrobials.^{27,28} A continuing medical education course with this educational intervention material that was given by a local medical association succeeded in enhancing the providers' willingness to reduce the prescription of antimicrobials;²⁹ hence, both the quantitative and qualitative evaluations of facilitators of and barriers to sustainability of interventions at local and provider levels are warranted.

This study was distinct from others in terms of methodology. In previous studies, investigators employed the *International Classification of Diseases, 10th Revision (ICD-10)* to assess how policy changes, such as financial incentives and national guidance, affected antimicrobial prescription rates for a particular diagnosis.^{8,13,22,30} The estimated quantity of prescriptions per diagnosis could be overestimated or underestimated because of the nature of the administrative claims database.³¹⁻³⁵ However, we used data about drugs that had been prescribed and dispensed. This approach could result in a more objective quantification of overall antimicrobial usage.²³

This study had several limitations. First, given the retrospective nature of the study, it is difficult to determine whether additional external factors other than the assessed interventions might have affected the study results. However, we utilized interrupted time series analysis, which is considered to be optimal among other quasi-experimental designs, especially when randomization is not possible.³⁶ Moreover, we were not aware of other upstream outpatient antimicrobial stewardship interventions from either the government or Japanese professional societies.⁴ Second, the JMDC database had been developed for corporate employees and their dependent insurance claims. Therefore, in our analysis, we

could have underestimated antimicrobial prescription rates among elderly individuals. Third, our findings may not be generalizable to other countries. However, the concept of providing educational material to providers and an incentive for patient education and shared decision-making with providers could increase the opportunity for reducing unnecessary antimicrobial prescriptions in any country. Hence, similar incentives and educational interventions can be adopted by other countries. Furthermore, antimicrobial prescribing varies by provider specialty,^{37,38} although our database does not allow accurate estimation of the provider specialty, and identification of different prescribing patterns by specialty would be of interest for creating tailored antimicrobial stewardship intervention in the future. Another limitation could be the relatively short post-implementation of financial incentives, which could have potentially decreased the power of the study.³⁹

In conclusion, we found that financial incentive was associated with a substantial reduction in antimicrobial prescription rates in children aged 0–2 years. Our findings suggest that monetary incentives can improve antimicrobial prescription practice in outpatient settings. In addition, the guidance of antimicrobial stewardship towards primary care providers can help reduce antimicrobial usage for common illnesses. However, these incentives did not accelerate the downward trend in antimicrobial consumption that had already existed before those interventions, and additional measures may be required to establish strategies that bolster the effects of such interventions in outpatient settings.

ACKNOWLEDGMENTS

We thank Dr. Hiroki Saito at the St Marianna University School of Medicine, Yokohama City Seibu Hospital, and Ms. Yuki Kimura and Drs Noriko Kinoshita, Yoshiki Kusama, and Shinya Tsuzuki at the National Center for Global Health and Medicine for helpful feedback in the overall study concept.

Previous presentation: Part of this study was presented at Society for Clinical Epidemiology The 4th Annual Meeting, Tokyo, Japan, on October 30th, 2021.

The research and views represented in this article are that of the authors alone, and they do not necessarily reflect those of the institutions with which they are affiliated

Financial support: This research was funded by Institute for Health Economics and Policy and the Health Care Science Institute. YO is supported by Japan Society for the Promotion of Science KAKENHI (19K10661). MG receives supports from the US Agency for Healthcare Research and Quality (5K08HS027472), the US Centers for Disease Control and Prevention (U54CK0006), and the US Department of Veterans Affairs. Funding sources had no role in study design, data collection and analysis, decision to publish, or preparation of the manuscript.

Conflict of Interest: None to report

REFERENCES

1. The Government of Japan. National Action Plan on Antimicrobial Resistance (AMR) 2016-2020. 2016. <http://www.mhlw.go.jp/file/06-Seisakujouhou-10900000-Kenkoukyoku/0000138942.pdf>. Accessed January 13th, 2022.
2. Muraki Y, Yagi T, Tsuji Y, et al. Japanese antimicrobial consumption surveillance: First report on oral and parenteral antimicrobial consumption in Japan (2009-2013). *J Glob Antimicrob Resist* 2016;7:19-23.
3. AMR Clinical Reference Center. Surveillance of Antimicrobial Use Based on National Database for Prescription and National Health Check-up. 2020. <http://amrcrc.ncgm.go.jp/surveillance/010/20181128172333.html>. Accessed January 13th, 2022.
4. Jindai K, Kusama Y, Gu Y, Honda H, Ohmagari N. Narrative Review: The Process of Expanding the Manual of Antimicrobial Stewardship by the Government of Japan. *Intern Med* 2021;60:181-190.
5. Fleming-Dutra KE, Hersh AL, Shapiro DJ, et al. Prevalence of Inappropriate Antibiotic Prescriptions Among US Ambulatory Care Visits, 2010-2011. *JAMA* 2016;315:1864-1873.
6. Ministry of Health, Labour and Welfare. FY 2018 Revision of Medical Fee (Japanese only). <https://www.mhlw.go.jp/file/06-Seisakujouhou-12400000-Hokenkyoku/0000198532.pdf>. Accessed January 13th, 2022.
7. Infectious Diseases Control Division, Health Service Bureau, Ministry of Health, Labour and Welfare. Manual of Antimicrobial Stewardship (1st Edition). 2017. <https://www.mhlw.go.jp/file/06-Seisakujouhou-10900000-Kenkoukyoku/0000193504.pdf>. Accessed January 13, 2022.

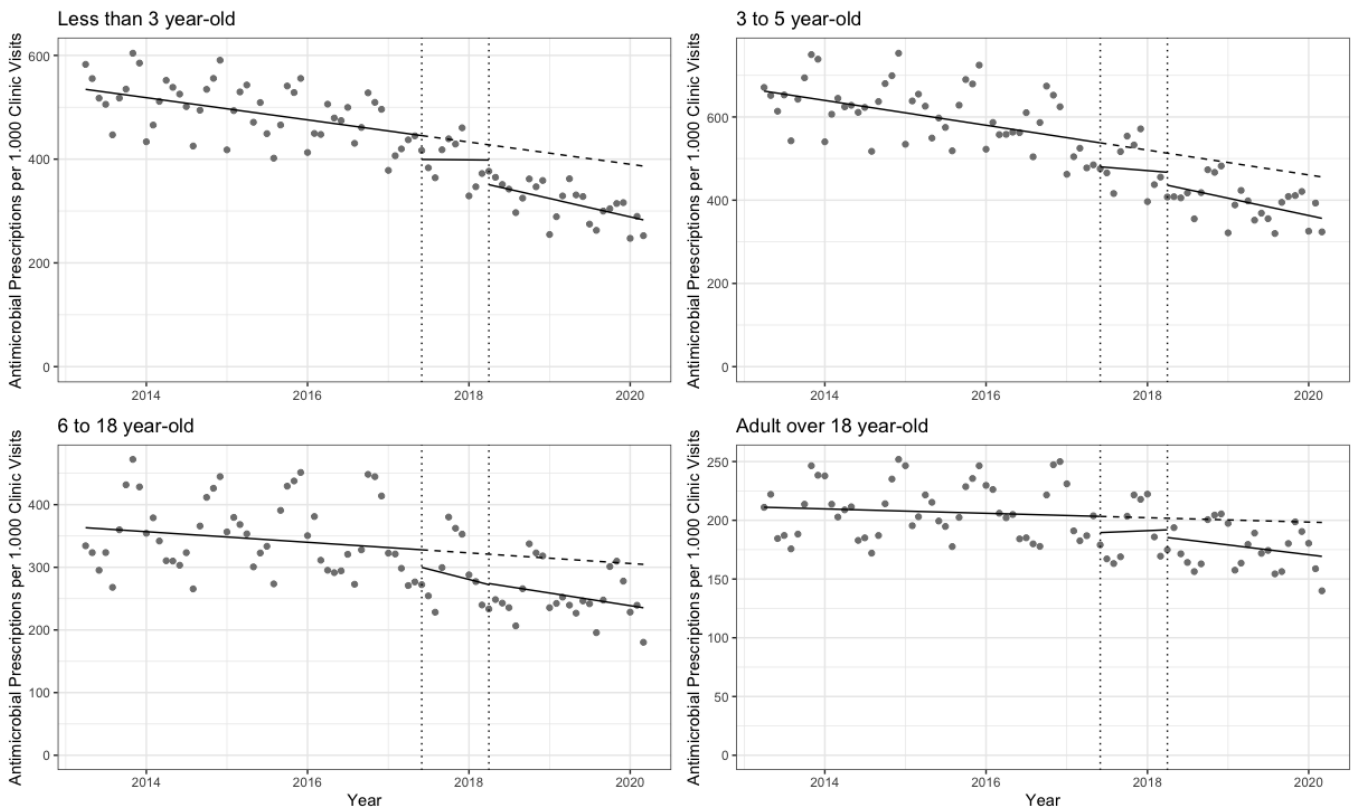
8. Balinskaite V, Johnson AP, Holmes A, Aylin P. The Impact of a National Antimicrobial Stewardship Program on Antibiotic Prescribing in Primary Care: An Interrupted Time Series Analysis. *Clin Infect Dis* 2019;69:227-232.
9. Ellegård LM, Dietrichson J, Anell A. Can pay-for-performance to primary care providers stimulate appropriate use of antibiotics? *Health Econ* 2018;27:e39-e54.
10. JMDC Inc. The JMDC Claims Database. <https://www.jmdc.co.jp/en/jmdc-claims-database>. Accessed January 3rd, 2022.
11. Nagai K, Tanaka T, Kodaira N, Kimura S, Takahashi Y, Nakayama T. Data resource profile: JMDC claims databases sourced from Medical Institutions. *J Gen Fam Med* 2020;21:211-218.
12. Kimura Y, Fukuda H, Hayakawa K, et al. Longitudinal trends of and factors associated with inappropriate antibiotic prescribing for non-bacterial acute respiratory tract infection in Japan: A retrospective claims database study, 2012-2017. *PLoS One* 2019;14:e0223835.
13. Sato D, Goto T, Uda K, Kumazawa R, Matsui H, Yasunaga H. Impact of national guidelines for antimicrobial stewardship to reduce antibiotic use in upper respiratory tract infection and gastroenteritis. *Infect Control Hosp Epidemiol* 2020:1-7.
14. Anatomical Therapeutic Chemical (ATC) Classification. <https://www.who.int/tools/atc-ddd-toolkit/atc-classification>. Accessed March 20th, 2021.
15. Shadish WR, Cook TD, Campbell DT. *Experimental and quasi-experimental designs for generalized causal inference*. Boston, MA, US: Houghton, Mifflin and Company; 2002.
16. Saito H, Noda H, Takakura S, Jindai K, Takahashi McLellan R, Asanuma K. First Major Practical Step toward Appropriate Antimicrobial Use by the Government of Japan. *Jpn J Infect Dis* 2019;72:56-57.

17. Infectious Diseases Control Division, Health Service Bureau, Ministry of Health, Labour and Welfare. Manual of Antimicrobial Stewardship (1st Edition). Digest Version. Japanese only. 2017. https://www.mhlw.go.jp/file/06-Seisakujouhou-10900000-Kenkoukyoku/tebiki_1.pdf. Accessed October 31st, 2020.
18. Gillings D, Makuc D, Siegel E. Analysis of interrupted time series mortality trends: an example to evaluate regionalized perinatal care. *Am J Public Health* 1981;71:38-46.
19. Wagner AK, Soumerai SB, Zhang F, Ross-Degnan D. Segmented regression analysis of interrupted time series studies in medication use research. *J Clin Pharm Ther* 2002;27:299-309.
20. BigQuery: Cloud Data Warehouse | Google Cloud. <https://cloud.google.com/bigquery>. Accessed January 13th, 2022.
21. Wise J. Hospitals and GPs are offered incentives to reduce antibiotic prescribing. *BMJ* 2016;352:i1499.
22. Bou-Antoun S, Costelloe C, Honeyford K, et al. Age-related decline in antibiotic prescribing for uncomplicated respiratory tract infections in primary care in England following the introduction of a national financial incentive (the Quality Premium) for health commissioners to reduce use of antibiotics in the community: an interrupted time series analysis. *J Antimicrob Chemother* 2018;73:2883-2892.
23. Jindai K, Goto M, MacKay K, et al. Improving fluoroquinolone use in the outpatient setting using a patient safety initiative. *Infect Control Hosp Epidemiol* 2018;39:1108-1111.
24. Persell SD, Doctor JN, Friedberg MW, et al. Behavioral interventions to reduce inappropriate antibiotic prescribing: a randomized pilot trial. *BMC infectious diseases* 2016;16:373.

25. Ministry of Health, Labour and Welfare. FY 2020 Revision of Medical Fee (Japanese only). <https://www.mhlw.go.jp/content/12400000/000605493.pdf>. Accessed January 13th, 2022.
26. Infectious Diseases Control Division, Health Service Bureau, Ministry of Health, Labour and Welfare. Manual of Antimicrobial Stewardship (2nd Edition) (Japanese only). 2019. <https://www.mhlw.go.jp/content/10900000/000573655.pdf>. Accessed March 20th, 2021.
27. Gerber JS, Prasad PA, Fiks AG, et al. Effect of an outpatient antimicrobial stewardship intervention on broad-spectrum antibiotic prescribing by primary care pediatricians: a randomized trial. *JAMA* 2013;309:2345-2352.
28. Gerber JS, Prasad PA, Fiks AG, et al. Durability of Benefits of an Outpatient Antimicrobial Stewardship Intervention After Discontinuation of Audit and Feedback. *JAMA* 2014;312:2569-2570.
29. Yamamoto S, Gu Y, Fujitomo Y, et al. Development and efficacy of a clinician-targeted refresher course for treating nonpneumonia respiratory tract infections. *J Gen Fam Med* 2018;19:127-132.
30. Muraki Y, Kusama Y, Tanabe M, et al. Impact of antimicrobial stewardship fee on prescribing for Japanese pediatric patients with upper respiratory infections. *BMC Health Serv Res* 2020;20:399-399.
31. Hashimoto H, Saito M, Sato J, et al. Indications and classes of outpatient antibiotic prescriptions in Japan: A descriptive study using the national database of electronic health insurance claims, 2012-2015. *Int J Infect Dis* 2019;91:1-8.
32. van Walraven C, Bennett C, Forster AJ. Administrative database research infrequently used validated diagnostic or procedural codes. *J Clin Epidemiol* 2011;64:1054-1059.

33. Yamana H, Moriwaki M, Horiguchi H, Kodan M, Fushimi K, Yasunaga H. Validity of diagnoses, procedures, and laboratory data in Japanese administrative data. *J Epidemiol* 2017;27:476-482.
34. Koram N, Delgado M, Stark JH, Setoguchi S, de Luise C. Validation studies of claims data in the Asia-Pacific region: A comprehensive review. *Pharmacoepidemiol Drug Saf* 2019;28:156-170.
35. Horsky J, Drucker EA, Ramelson HZ. Accuracy and Completeness of Clinical Coding Using ICD-10 for Ambulatory Visits. *AMIA Annu Symp Proc* 2018;2017:912-920.
36. Kontopantelis E, Doran T, Springate DA, Buchan I, Reeves D. Regression based quasi-experimental approach when randomisation is not an option: interrupted time series analysis. *BMJ* 2015;350:h2750.
37. Hicks LA, Bartoces MG, Roberts RM, et al. US outpatient antibiotic prescribing variation according to geography, patient population, and provider specialty in 2011. *Clin Infect Dis* 2015;60:1308-1316.
38. Uda K, Kinoshita N, Morisaki N, Kasai M, Horikoshi Y, Miyairi I. Targets for Optimizing Oral Antibiotic Prescriptions for Pediatric Outpatients in Japan. *JJID* 2019;72:149-159.
39. Bernal JL, Cummins S, Gasparrini A. Interrupted time series regression for the evaluation of public health interventions: a tutorial. *Int J Epidemiol* 2016;46:348-355.

Figure 1.



Monthly antimicrobial prescription rate, by age group, April 2013 to March 2020.

(Upper left) antimicrobial prescription rate among children less than 3 year-old; (upper right) antimicrobial prescription rate among children 3-5 year-old; (lower left) antimicrobial prescription rate among those with 6-18 year-old; and (lower right) antimicrobial prescription rate among adults among over 18 year-old old.

Solid slope lines are slopes estimated by autoregressive models; break slope lines are estimated slopes without effects of interventions; and vertical dotted lines represent the months when the reimbursement system (April 2018) and educational interventions (June 2017) were implemented

Table 1. The numbers of clinic visits and oral antimicrobials prescription in the outpatient setting, by fiscal year^a, April 2013 through March 2020^b

Fiscal year	2013	2014	2015	2016	2017	2018	2019
Total clinic visit	11621368	11800632	12017648	12173963	12307135	12188438	11979536
Total prescription	3356762	3371509	3446611	3312046	2989621	2686527	2484004
Clinic visit, by							
age group, no (%)							
0-2y	826726 (7)	832678 (7)	838767 (7)	843103 (7)	853873 (7)	829691 (7)	794625 (7)
3-5 y	791093 (7)	802875 (7)	809481 (7)	817168 (7)	805627 (7)	796793 (7)	773254 (6)
6-18 y	2042105 (18)	2105227 (18)	2166571 (18)	2198002 (18)	2210186 (18)	2195422 (18)	2133126 (18)
≥19 y	7961444 (69)	8059852 (68)	8202829 (68)	8315690 (68)	8437449 (69)	8366532 (69)	8278531 (69)
Prescription, by							
age group, no (%)							
0-2y	433058 (13)	429127 (13)	405150 (12)	393806 (12)	345396 (12)	277170 (10)	238468 (10)
3-5 y	513460 (15)	511231 (15)	491488 (14)	467593 (14)	389499 (13)	331187 (12)	289802 (12)
6-18 y	734999 (22)	751266 (22)	781583 (23)	744040 (22)	643665 (22)	575515 (21)	523519 (21)
≥19 y	1675245 (50)	1679885 (50)	1768390 (51)	1706607 (52)	1611061 (54)	1502655 (56)	1432215 (58)

Clinic visit, by	5581191	5637883	5725060	5791921	5820116	5722399	5590504
female, no (%)	(48)	(48)	(48)	(48)	(47)	(47)	(47)
Prescription,	1615918	1624940	1653527	1589261	1422830	1277006	1174332
by female, no (%)	(48)	(48)	(48)	(48)	(48)	(48)	(47)
Clinic visit at	9877370	10078046	10308550	10484588	10642594	10577098	10410178
facilities with 0-19 beds, no. (%)	(85)	(85)	(86)	(86)	(86)	(87)	(87)
Prescription at	3054181	3085283	3155102	3038916	2743003	2462320	2270566
facilities with 0-19 beds ^c , no. (%)	(91)	(92)	(92)	(92)	(92)	(92)	(91)

a Japanese fiscal year starts on April 1 and ends on March 31 in the following year. For instance, fiscal year 2019 started on April 1 2019 and ended on March 31 2020.

b We analyzed outpatient visits and prescriptions linked to health insurance associations enrolled in JMDC database during the Japanese fiscal year 2013 (April 1 2013 to March 31th 2014).

c Health care facilities with 0–19 beds (defined as clinics in Japan).

Percentages are rounded in the table and the sum of the individual number may not add up to 100%.

Abbreviations: no, number; y, year

Table 2. Effect of the initiatives on monthly antimicrobial prescription rates, by age group, from April 2013 to March 2020

	Manual Publication					Financial incentive				
	Baseline trend	<i>P</i> value	Immediate	<i>P</i> value	Slope	<i>P</i> value	Immediate	<i>P</i> value	Slope	<i>P</i> value
	(95%CI)		change (95% CI)		change (95% CI)		change (95% CI)		change (95% CI)	
0-2 y	-1.8 (-2.3, -1.3)	<0.001	-46.0 (-71.1, -20.9)	<0.001	1.7 (-2.5, 5.9)	0.439	-47.5 (-77.3, -17.6)	0.003	-2.8 (-7.0, 1.3)	0.187
3-5 y	-2.5 (-3.3, -1.7)	<0.001	-57.6 (-88.8, -26.5)	<0.001	1.2 (-4.0, 6.4)	0.659	-31.1 (-67.7, 5.5)	0.100	-2.2 (-7.4, 3.1)	0.420
6-18 y	-0.7 (-1.4, 0.0)	0.044	-28.1 (-52.4, -3.7)	0.027	-2.0 (-6.1, 2.0)	0.328	1.8 (-26.7, 30.3)	0.903	1.1 (-3.0, 5.1)	0.610
≥19 y	-0.2 (-0.5, 0.2)	0.337	-13.8 (-26.7, -0.8)	0.040	0.4 (-1.8, 2.6)	0.724	-6.5 (-21.7, 8.6)	0.401	-0.9 (-3.1, 1.2)	0.402

Abbreviations: CI, confidence interval

Supplemental Table 1

Antimicrobials	ATC
Tetracycline	J01AA
Penicillins with extended spectrum	J01CA
Beta-lactamase-sensitive penicillins	J01CE
Combinations of penicillins, including Beta-lactamase inhibitors	J01CR
1st generation cephalosporins	J01DB
2nd generation cephalosporins	J01DC
3rd generation cephalosporins	J01DD
Other cephalosporins and penems	J01DI
Sulfonamides and trimethoprim	J01EE
Macrolides	J01FA
Lincosamides	J01FF
Quinolones	J01M
Linezolid	J01XX08
Tedizolid	J01XX11
Fosfomycin	J01XX01

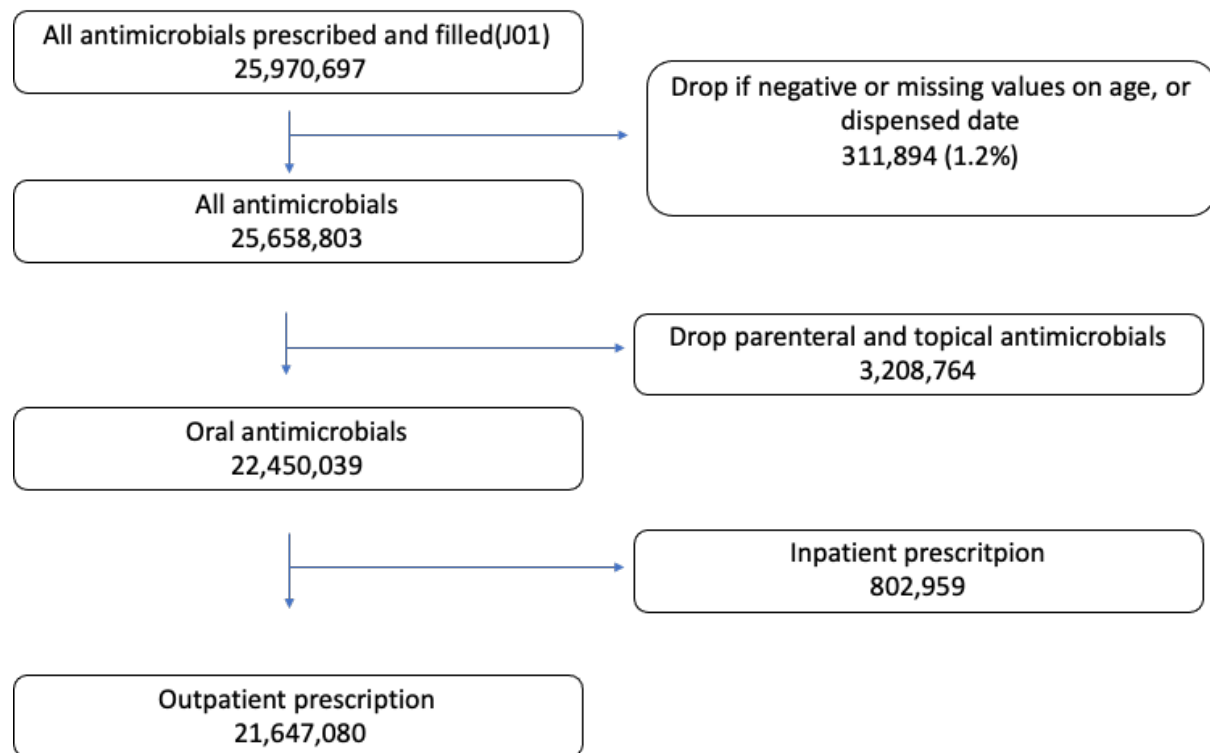
Abbreviation: ATC, ANTIINFECTIVE FOR SYSTEMATIC USE ANTIINFECTIVE
<https://www.who.int/tools/atc-ddd-toolkit/atc-classification>.

Supplemental Table 2 Effect of the intervention as a bundle on monthly antimicrobial prescription rates, by age group, from April 2013 to March 2020

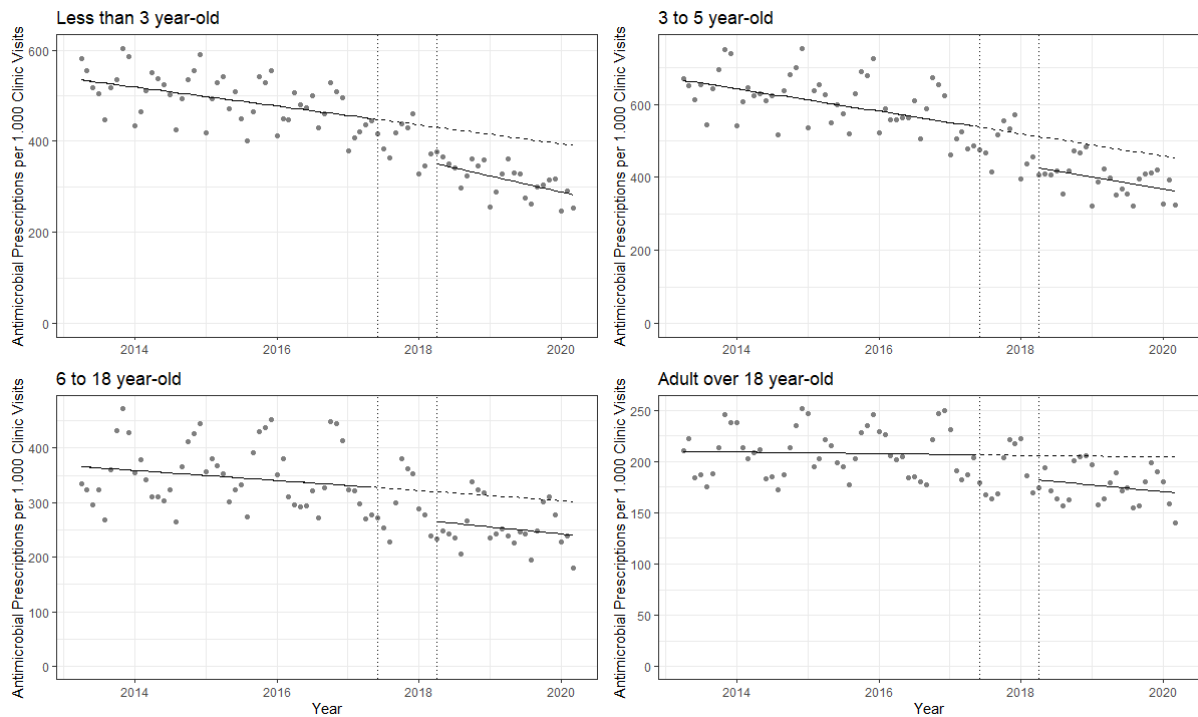
	Baseline trend		intervention as a bundle			
	(95%CI)	<i>P</i> value	Immediate change (95% CI)	<i>P</i> value	Slope change (95% CI)	<i>P</i> value
0-2 y	-1.8 (-2.3, -1.3)	<0.001	-80.8 (-104.1, -57.4)	<0.001	-1.2 (-2.6, 0.2)	0.106
3-5 y	-2.5 (-3.3,-1.7)	<0.001	-87.3 (-127.8, -46.9)	<0.001	-0.1 (-2.7, 2.5)	0.950
6-18 y	-0.7 (-1.4,0.0)	0.044	-54.3 (-89.9, -18.8)	0.004	-0.3 (-2.7, 2.0)	0.792
≥19 y	-0.2 (-0.5, 0.2)	0.337	-23.7 (-40.8, -6.6)	0.008	-0.5 (-1.6, 0.6)	0.401

Abbreviations: CI, confidence interval

Supplement Figure



Supplement Figure 1: The flow of how database was developed.



Supplement Figure 2. Monthly antimicrobial prescription rate, by age group, April 2013 to March 2020. The interventions depicted as the vertical dotted line, reimbursement system (April 2018) and educational interventions (June 2017), were treated as one intervention.

(Upper left) antimicrobial prescription rate among children less than 3 year-old; (upper right) antimicrobial prescription rate among children 3-5 year-old; (lower left) antimicrobial prescription rate among those with 6-18 year-old; and (lower right) antimicrobial prescription rate among adults among over 18 year-old old.

Solid slope lines are slopes estimated by autoregressive models; break slope lines are estimated slopes without effects of interventions.